



BPU Program Updates: Progress to Goals (PTG) Report as of March – FY24

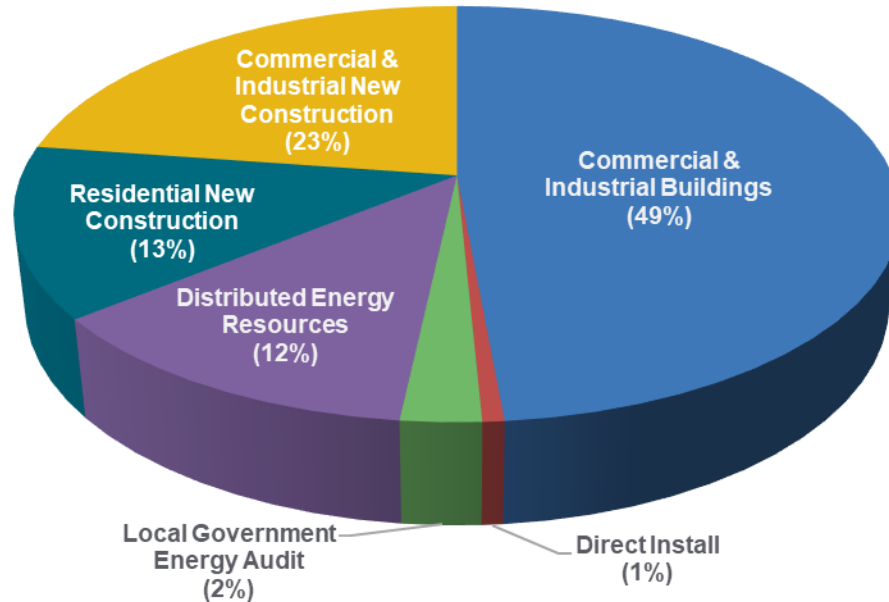


Note: The results presented here are preliminary and are subject to change.

Budget Break-down by Program

FY24 TRC Managed Programs

Incentive Budget: \$148,502,129



Energy Efficiency Programs FY24

NJCEP/TRC Managed

Closed

- Residential Products & HVAC
- Residential Existing Homes
- Direct Install

Closing Out

- C&I Buildings (existing buildings)
- SmartStart Retrofit
- Pay for Performance Existing Buildings
- School & Small Business Stimulus Program (federally funded)

NJCEP/TRC Managed

Open

- New Construction
Was: Residential New Construction, SmartStart New Construction, Pay for Performance New Construction, Customer Tailored Energy Efficiency Pilot New Construction
- Large Energy Users
- Local Government Energy Audit
- Distributed Energy Resources

BPU/Utility Managed

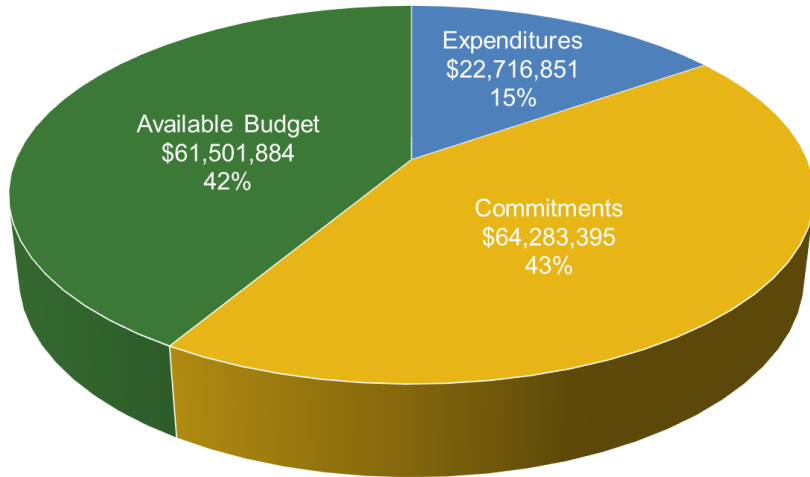
Comfort Partners



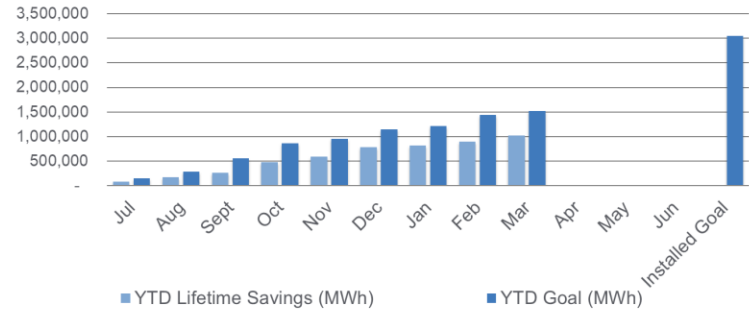
Progress Towards Goals – TRC Managed Programs

FY24 TRC Managed Programs

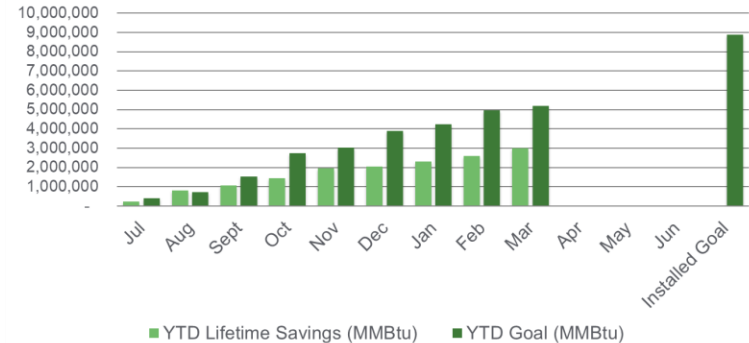
Incentive Budget: \$148,502,129



FY24 Overall Progress Towards TRC Managed Program Goals
YTD Lifetime Electric Savings (MWh)

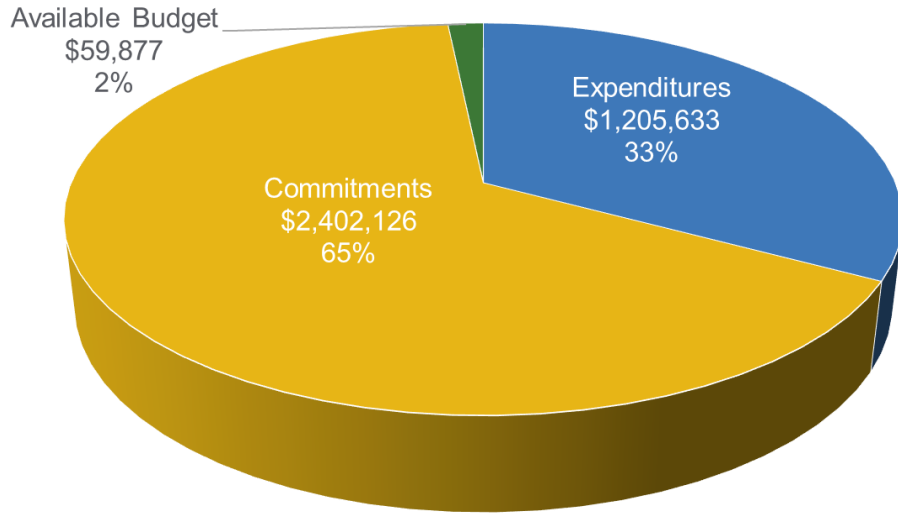


FY24 Overall Progress Towards TRC Managed Program Goals
YTD Lifetime Gas Savings (MMBtu)



Local Government Energy Audit (LGEA)

FY24 Incentive Budget: \$3,667,636



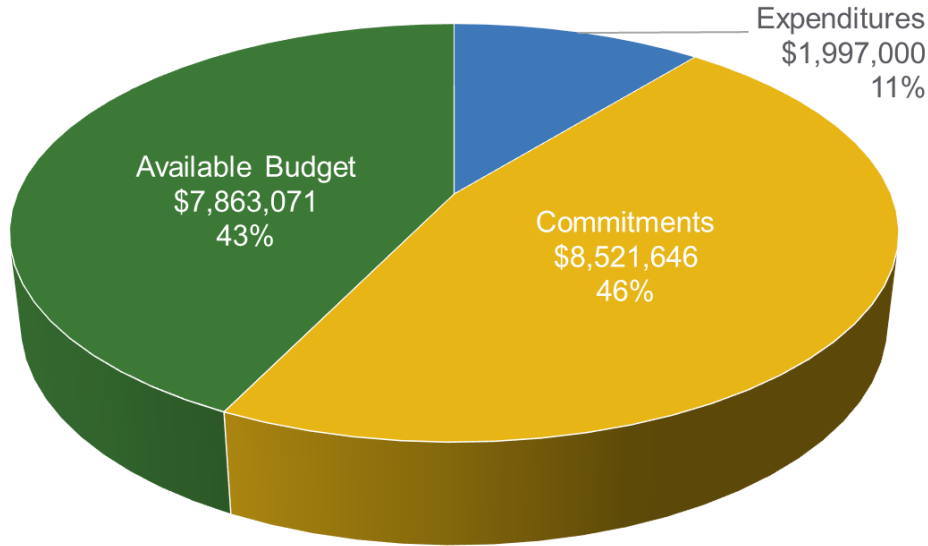
Program Highlights

- Received: 102 applications this month 323 YTD
- Approved: 48 applications this month 556 YTD
- Audited approximately 1,003,119 square feet
- Held 1 Exit Meeting for 12 sites (including additional scopes)
- Delivered Final Audit reports on 16 sites (2 entities)

Distributed Energy Resources

CHP and Fuel Cells

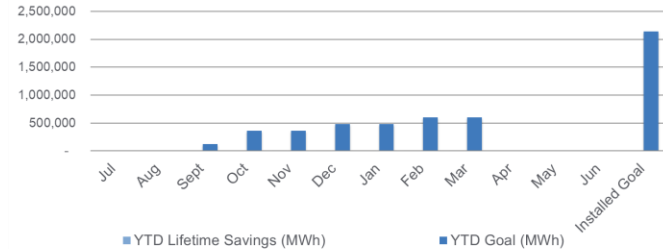
FY24 Incentive Budget: \$18,381,717



Program Highlights

- Received: 0 applications this month 1 YTD
- Approved: 0 applications this month 5 YTD
- Completed: 0 installations this month 1 YTD

FY24 DER YTD Installed Lifetime Electric Savings & Generation (MWh)

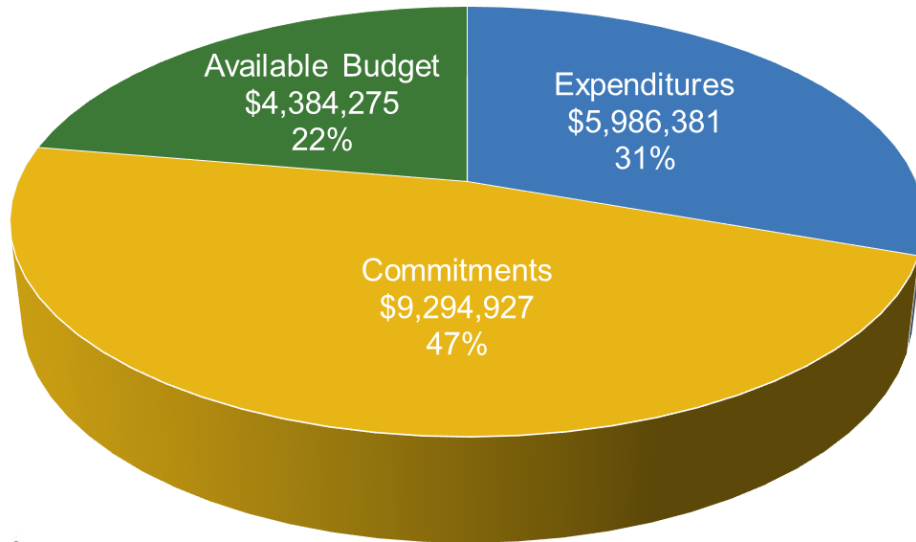


FY24 DER YTD Installed Lifetime Gas Savings (MMBtu)



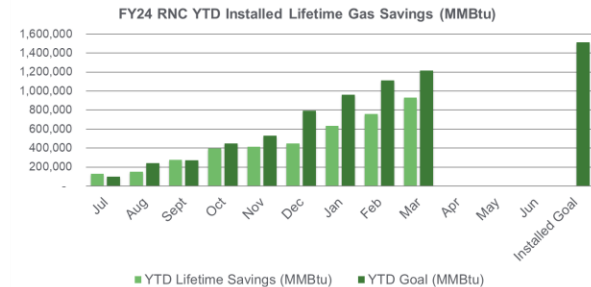
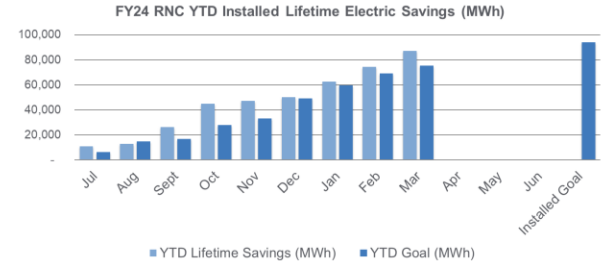
New Construction Programs

Residential New Construction FY24 Incentive Budget: \$19,665,582



Program Highlights

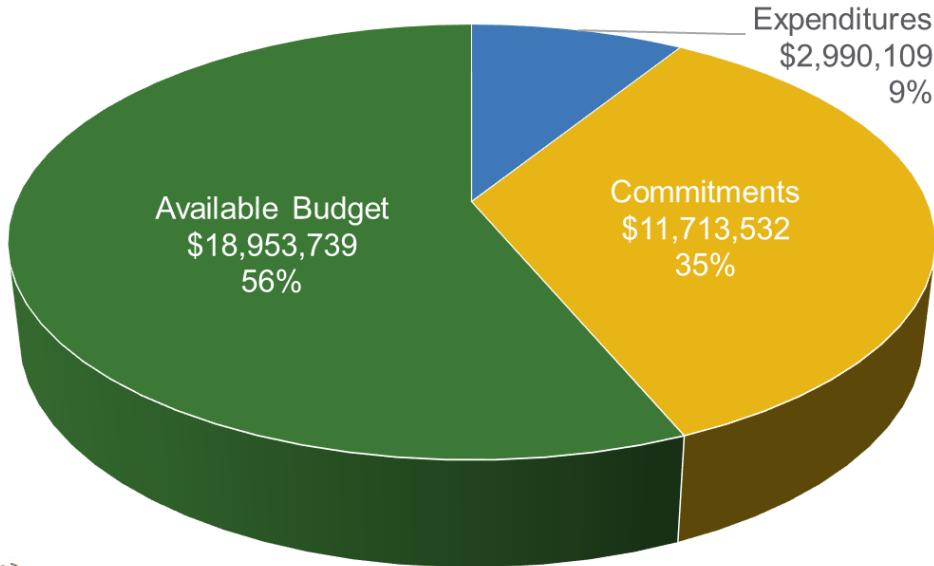
- Site Registrations Received/Enrolled: 258
- Site Registrations Approved: 260
- Incentive Applications Received: 246
- Incentive Applications Approved: 429
- Projects Cancelled: 67



New Construction Programs (cont.)

C&I New Construction: P4P NC & C&I NC

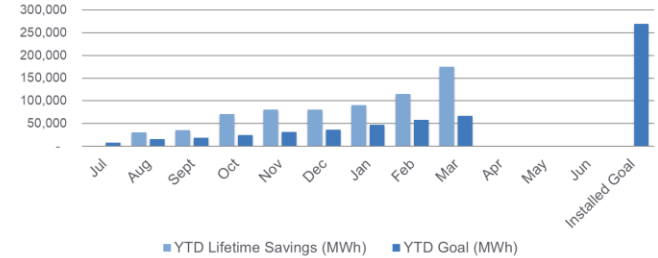
FY24 Incentive Budget: \$33,657,380



Program Highlights

- Received: 34 enrollments this month 105 YTD
- Approved: 30 projects this month 95 YTD
- Paid: 3 applications this month 38 YTD

FY24 C&I NC YTD Installed Lifetime Electric Savings (MWh)

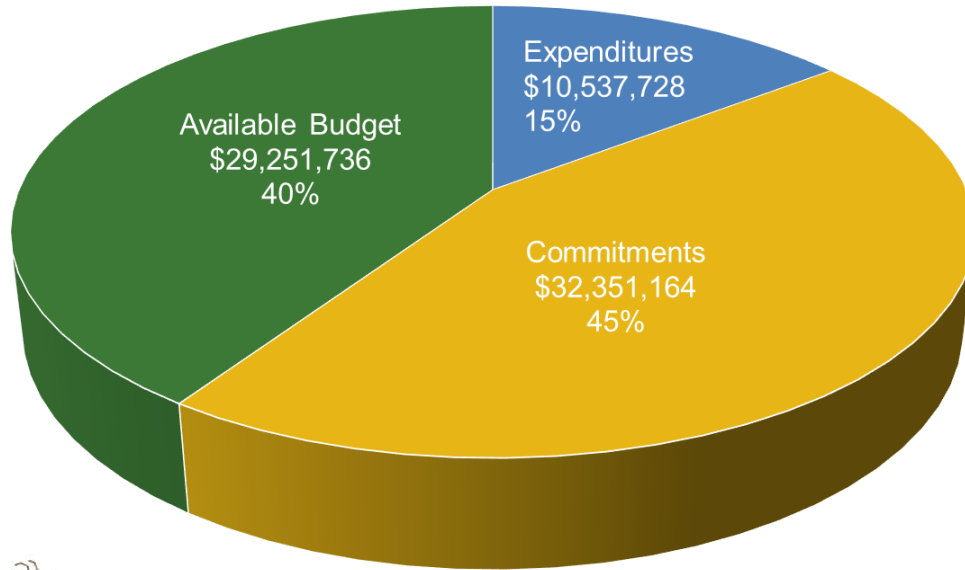


FY24 C&I NC YTD Installed Lifetime Gas Savings (MMBtu)

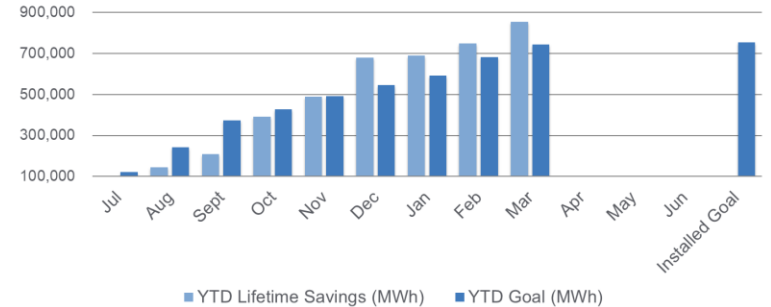


Commercial & Industrial Buildings Programs

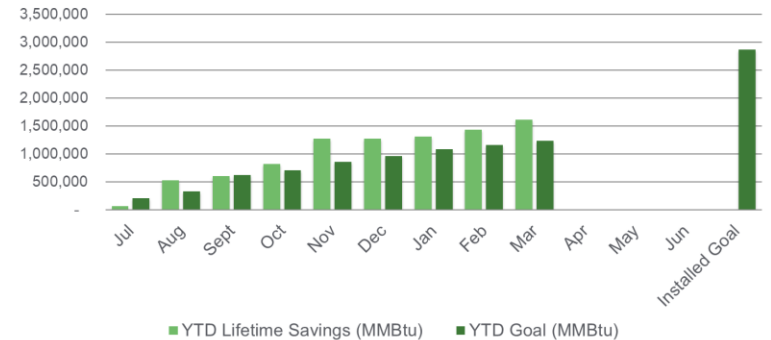
C&I Buildings: Retrofit, CTEEP, P4PEB, LEUP FY24 Incentive Budget: \$72,140,627



FY24 C&I Buildings YTD Installed Lifetime Electric Savings (MWh)



FY24 C&I Buildings YTD Installed Lifetime Gas Savings (MMBtu)



C&I Buildings – Program Highlights

Large Energy User Program

- Paid: 2 applications this month 10 YTD

Retrofit *(Close-Out Program: transitioning to Utilities)*

- Paid: 0 applications this month 7 YTD

Pay for Performance Existing Buildings *(Close-Out Program: transitioning to Utilities)*

- Approved: 0 Energy Reduction Plans 15 YTD
- Completed: 1 project this month 17 YTD

Customer Tailored Energy Efficiency Pilot *(Close-Out Program: transitioning to Utilities)*

- Paid: 0 applications this month 12 YTD
- Held: 0 scoping session meetings with customers this month 0 YTD

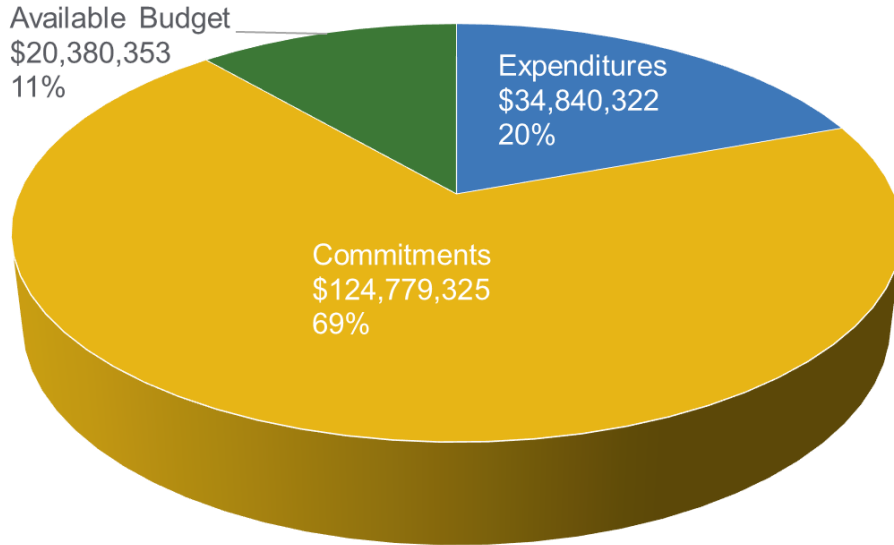
Note: CTEEP – all projects in the pipeline prior to transition have been completed.



School & Small Business Stimulus Program

(Closed)

FY24 Incentive Budget: \$180,000,000



Program Highlights

- Completed: 12 completions this month

Notes:

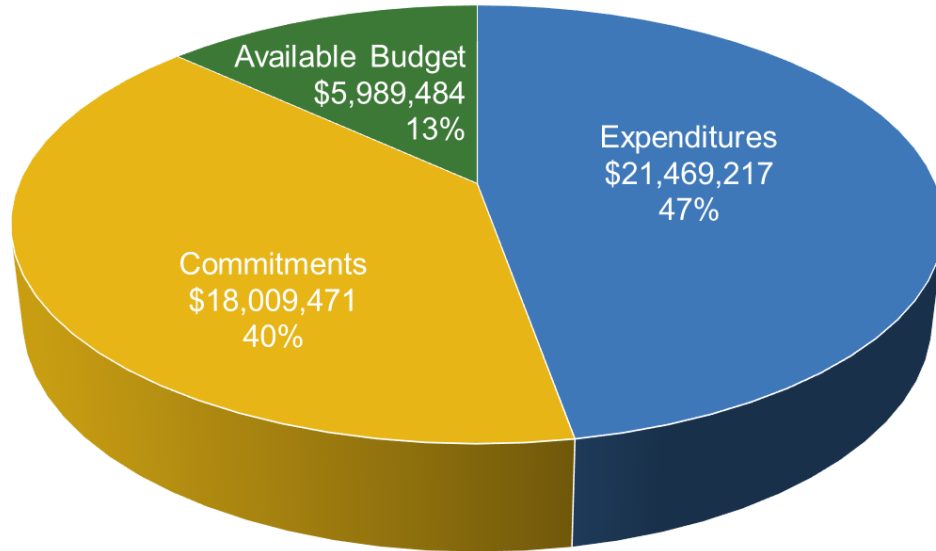
This program is a multi-year continuing grant and not based on a fiscal year.

This program is closed to new applications as of March 27, 2023.

Comfort Partners

BPU/Utility Managed

FY24 Incentive Budget: \$45,468,171



Program Highlights

- Completed: 299 projects this month 3,847 YTD

