



# Solar Market Update

## Renewable Energy Committee Meeting

June 14, 2016

**Applied Energy Group, Inc.**  
317 George Street, Suite 305  
New Brunswick, New Jersey 08901

**Presenters:**  
Mike Ambrosio, SVP  
Maura Watkins, Manager  
Tammy Vanblarcom, Manager

# TRANSITION UPDATES

---



- Increased production in processing SRP Registrations and issuing NJ Certification Numbers
- Installer Update Call 5/24



- Update on Installation and Pipeline Reports
- We recognize the importance of providing accurate and timely information regarding the SRP program and welcome feedback regarding the information presented at this meeting and on the NJCEP website
- Stakeholder meeting to discuss current reporting tentatively scheduled for June 28<sup>th</sup> from 1-3pm

# SREC TRADING STATISTICS ENERGY YEAR 2016



## Current SREC Trading Statistics Energy Year 2016

For SRECs created from electricity produced during Energy Year 2016, June 1, 2015- May 31, 2016, or during Energy Years 2013, 2014 or 2015. SRECs eligible for use in NJ's RPS have vintage established by the Solar Act of 2012 but may only be retired once.

| SRECs traded in EY2016 |      |                | Monthly               |                        |                              | Cumulative             |                              |
|------------------------|------|----------------|-----------------------|------------------------|------------------------------|------------------------|------------------------------|
| Month                  | Year | Active KW (DC) | Number of SREC issued | Number of SRECs Traded | Weighted Avg. Price per SREC | Number of SRECs Traded | Weighted Avg. Price per SREC |
| May                    | 2016 | 1,597,264      | 197,408               | 147,068                | \$ 244.32                    | 2,017,998              | \$ 227.50                    |
| April                  | 2016 | 1,576,134      | 170,165               | 166,728                | \$ 225.57                    | 1,870,930              | \$ 226.18                    |
| March                  | 2016 | 1,561,500      | 110,798               | 198,996                | \$ 256.30                    | 1,704,202              | \$ 226.23                    |
| Feb                    | 2016 | 1,540,516      | 97,859                | 132,982                | \$ 255.02                    | 1,505,206              | \$ 222.26                    |
| Jan                    | 2016 | 1,514,336      | 76,018                | 308,212                | \$ 243.95                    | 1,372,224              | \$ 219.08                    |
| Dec                    | 2015 | 1,501,767      | 104,547               | 306,713                | \$ 231.46                    | 1,064,012              | \$ 211.88                    |
| Nov                    | 2015 | 1,475,928      | 141,713               | 145,921                | \$ 218.47                    | 757,299                | \$ 203.95                    |
| Oct                    | 2015 | 1,464,802      | 158,205               | 310,438                | \$ 209.63                    | 611,378                | \$ 200.49                    |
| Sept                   | 2015 | 1,448,150      | 202,528               | 208,071                | \$ 190.08                    | 300,940                | \$ 191.06                    |
| Aug                    | 2015 | 1,436,723      | 185,530               | 92,869                 | \$ 193.25                    | 92,869                 | \$ 193.25                    |
| July                   | 2015 | 1,430,311      | 153,510               | 4,523                  | \$ 164.40                    | 0                      | \$ 164.40                    |
| <b>Total</b>           |      |                | <b>1,598,281</b>      | <b>2,022,521</b>       |                              |                        |                              |

EY 2016 SACP= \$323.

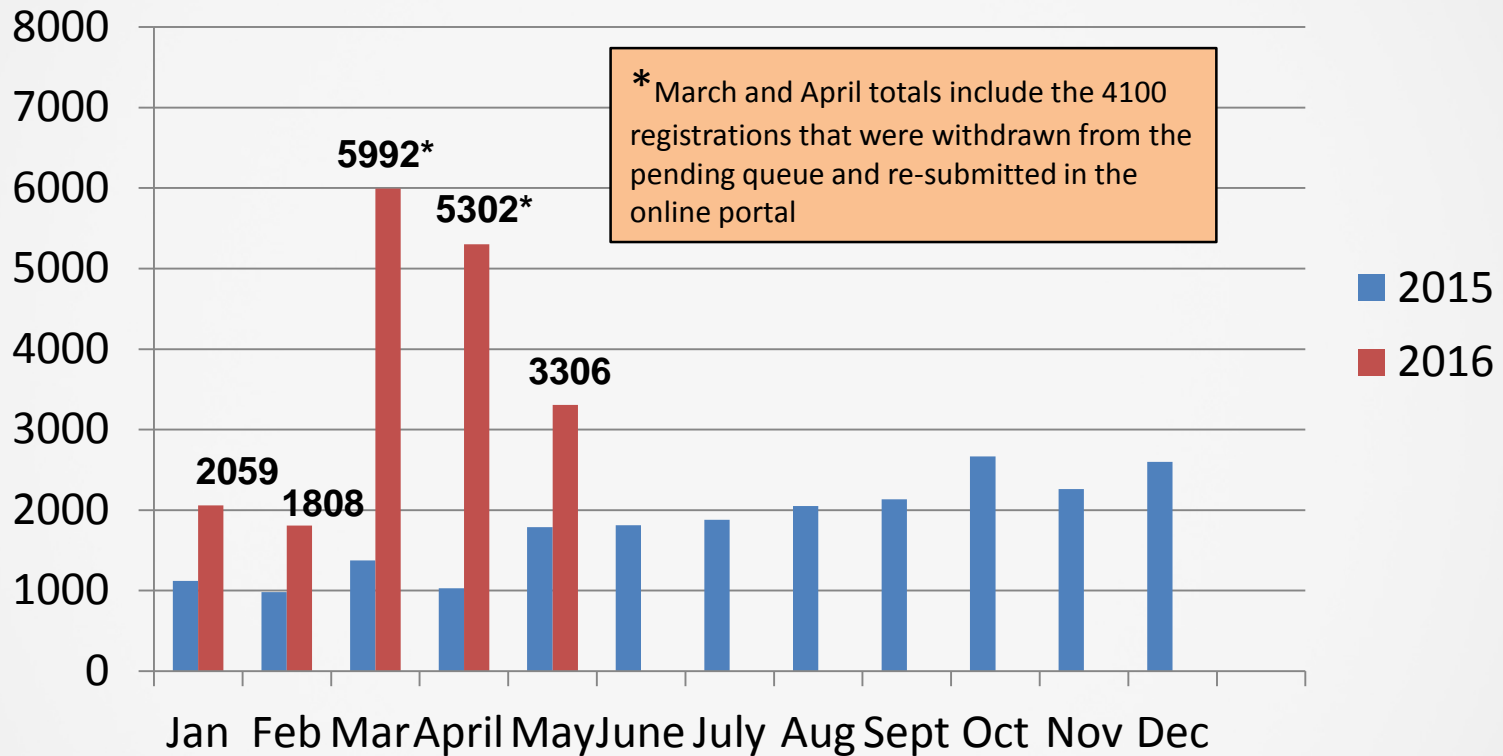
Due to low trade volume, the July 2015 trades are reported with the pricing data from the previous Energy Year

Note: Information reported prior to March 2016 based on historical reports



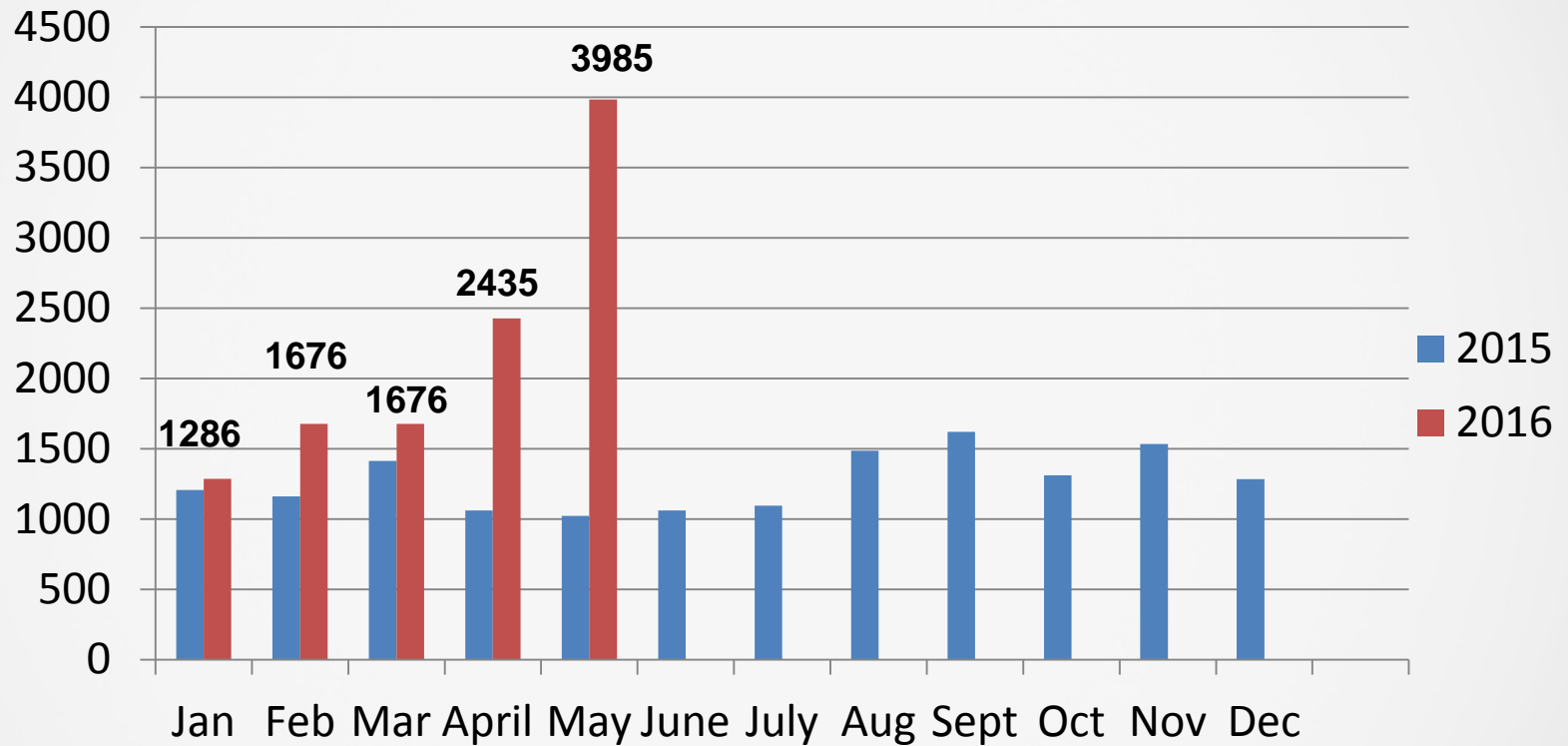
# SRP Program Operations Update

# SRP Registration Trend



SRP Registrations Portal –Reviewed up thru 5/13

# SRP Acceptance Letter Issued

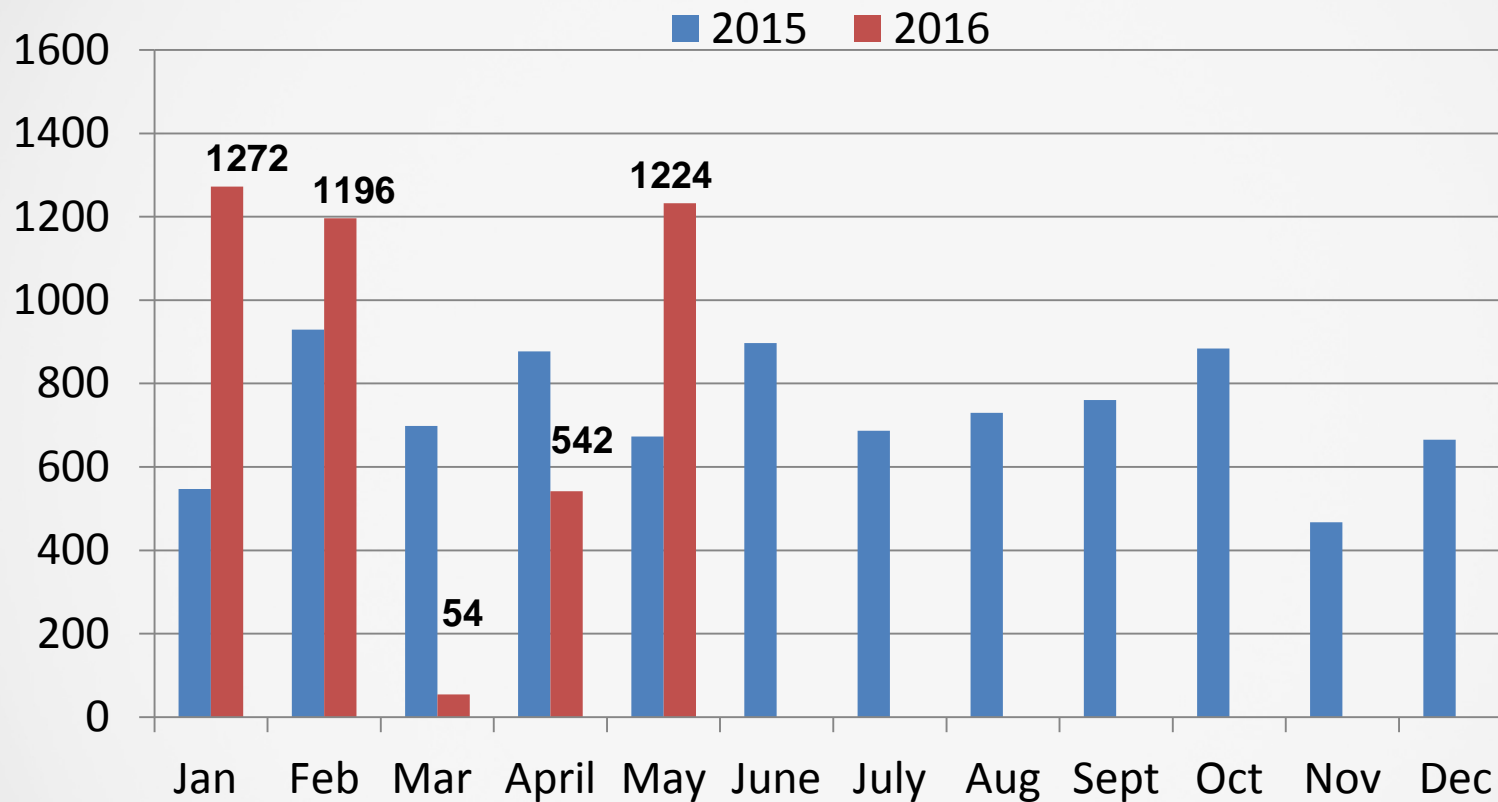


# Completions NJ Certification Numbers Issued



## Completed YTD Totals

**2015-8883**  
**2016-4288**



### Final As-Built Packets submitted in May

- Portal 423
- Paper 1189
- Total 1612

**Note:** AEG was unable to process any Final As-Built packets until 3/28 once historical data was uploaded into IT system





---

For More Information

Visit [NJCleanEnergy.com](http://NJCleanEnergy.com)

Call (866) NJSMART

For the latest updates on program  
announcements  
or new incentives, subscribe to the NJ Clean  
Energy Program  
**E-Newsletter** at: [NJCleanEnergy.com](http://NJCleanEnergy.com).