



## **Monthly Report of Progress Toward Goals**

**December 2014**

## Table of Contents

<b><i>Progress Toward Goals by Program</i></b>	<b>3</b>
Residential HVAC	3
Residential New Construction	4
Energy Efficient Products	5
Home Performance with Energy Star	8
Comfort Partners	10
C&I New Construction	11
C&I Retrofit	12
Local Government Energy Audit	13
Pay for Performance	14
Pay for Performance New Construction	15
Direct Install	16
CHP and Fuel Cell: Large and Small	17
Large Energy Users Program	18
SRP	19
<b><i>Summary Financials - Expenses vs. Budgets</i></b>	<b>21</b>
Statewide Total – All Programs and Administration	21
Energy Efficiency Programs	22
C&I CHP-Fuel Cell Programs	23
Renewable Energy Programs	24
EDA Programs	25
NJCEP Administration	26
TRUE Grant	27
<b><i>Detailed Financials - Expenses by Cost Category</i></b>	<b>28</b>
Statewide Total – All Programs and Administration	28
Energy Efficiency Programs	29
C&I CHP-Fuel Cell Programs	30
Renewable Energy Programs	31
EDA Programs	32
NJCEP Administration	33
TRUE Grant	34

## Table of Contents (Cont'd)

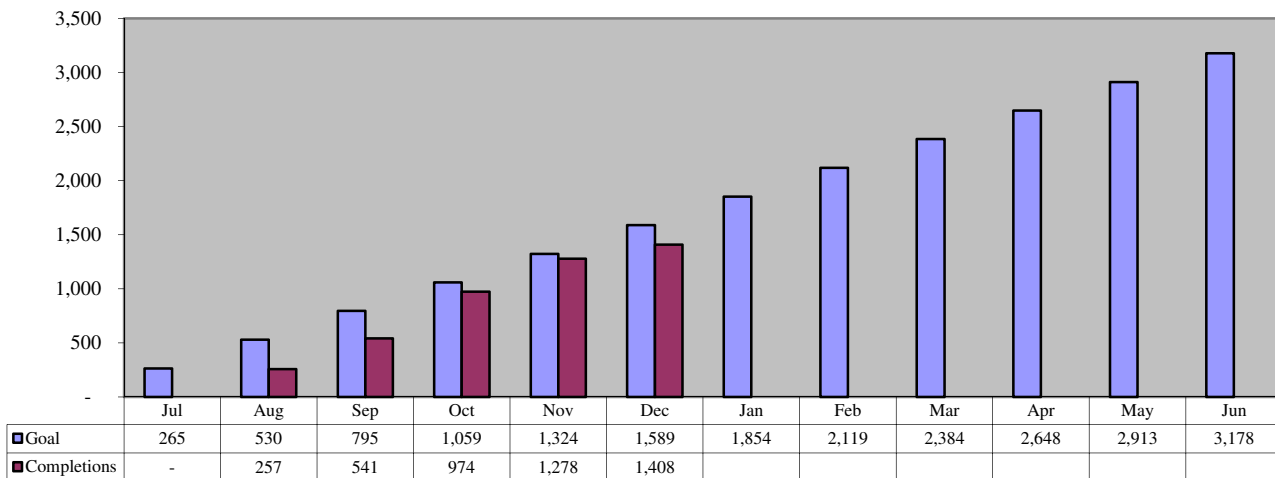
<b><i>Tracking Metrics</i></b>	<b>35</b>
Energy Efficiency Programs	35
CHP-Fuel Cell/Renewable Energy/EDA Programs	36
<b><i>Energy Savings and Generation</i></b>	<b>37</b>
Electric Energy Savings vs Annual Goals - Energy Efficiency Programs	37
Electric Energy Savings vs Annual Goals - All CHP/Fuel Cell Programs	38
Gas Energy Savings vs Annual Goals - Energy Efficiency Programs	39
Gas Energy Savings vs Annual Goals - All CHP/Fuel Cell Programs	40
Electric Energy Savings - Energy Efficiency Programs	41
Electric Energy Savings - All CHP/Fuel Cell Programs	42
Electric Generation - All CHP/Fuel Cell Programs	43
Electric Generation - Renewable Energy Programs	44
Natural Gas Energy Savings - Energy Efficiency Programs	45
Natural Gas Energy Savings - All CHP/Fuel Cell Programs	46
<b><i>Emissions Reductions</i></b>	<b>47</b>
Statewide Total – All Programs and Administration	47
Energy Efficiency Programs - Electric	48
Energy Efficiency Programs - Gas	49
All CHP/Fuel Cell Programs	50
Renewable Energy Programs	51
<b><i>Notes and Definitions</i></b>	<b>52</b>

# Progress Toward Goals by Program

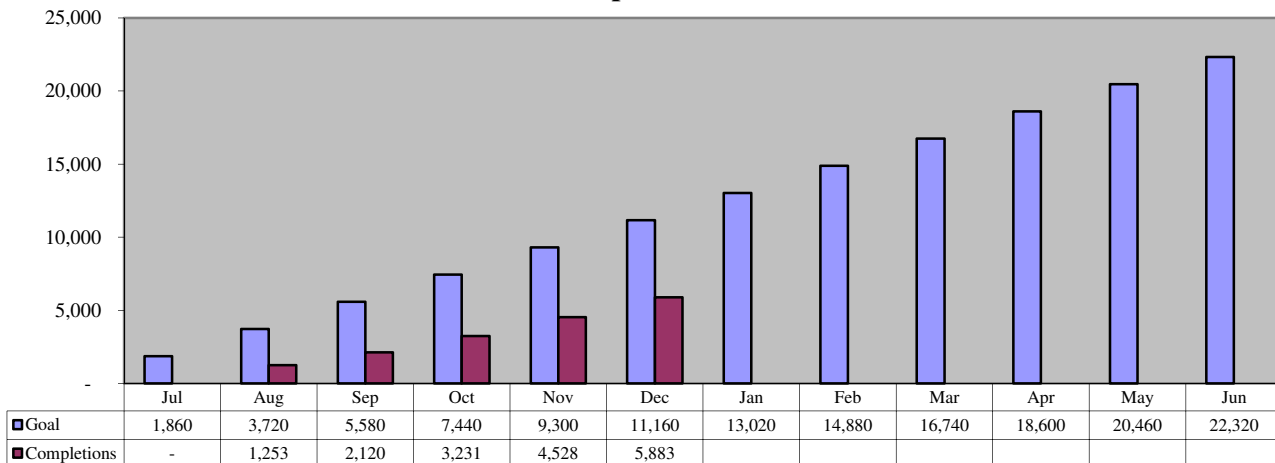
## Residential HVAC - Electric and Gas

Annual Budget	Expenditures YTD	Expenditures as % of Annual Budget
\$13,665,469	\$4,545,953	33.27%

**HVAC COOLAdvantage: Statewide Results  
Completions YTD**



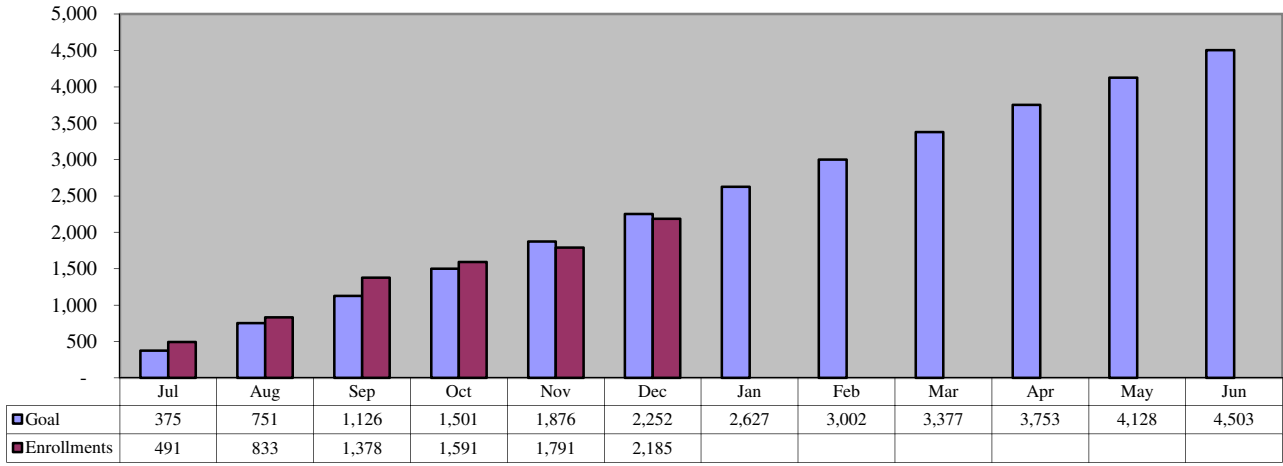
**HVAC WARMAdvantage: Statewide Results  
Completions YTD**



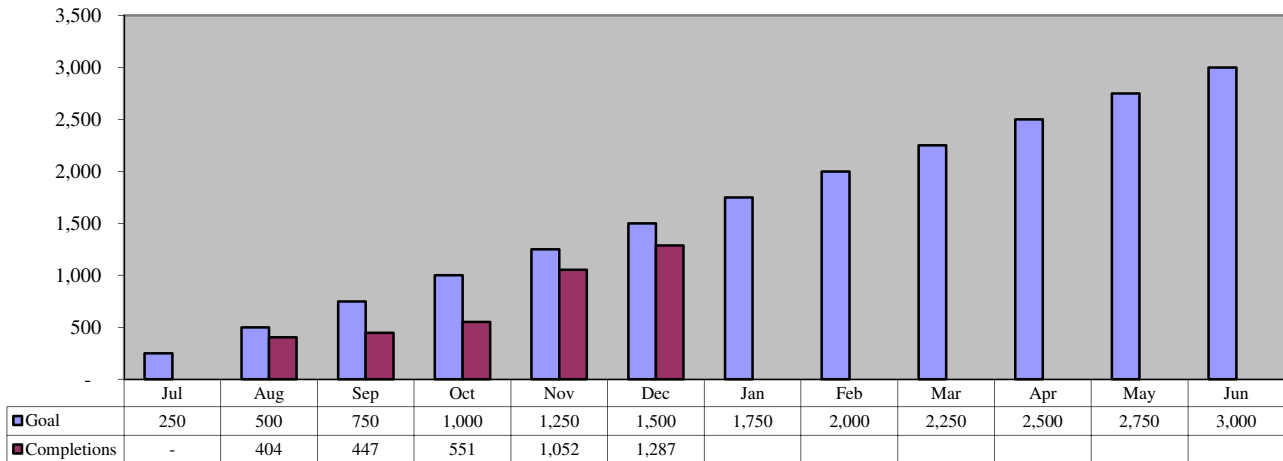
## Residential New Construction

Annual Budget	Expenditures YTD	Outstanding Commitments	Expenditures as % of Annual Budget	Expenditures and Committed as % of Annual Budget
\$19,275,897	\$2,767,085	\$9,066,319	14.36%	61.39%

**Residential New Construction: Statewide Results  
Program Enrollments YTD**



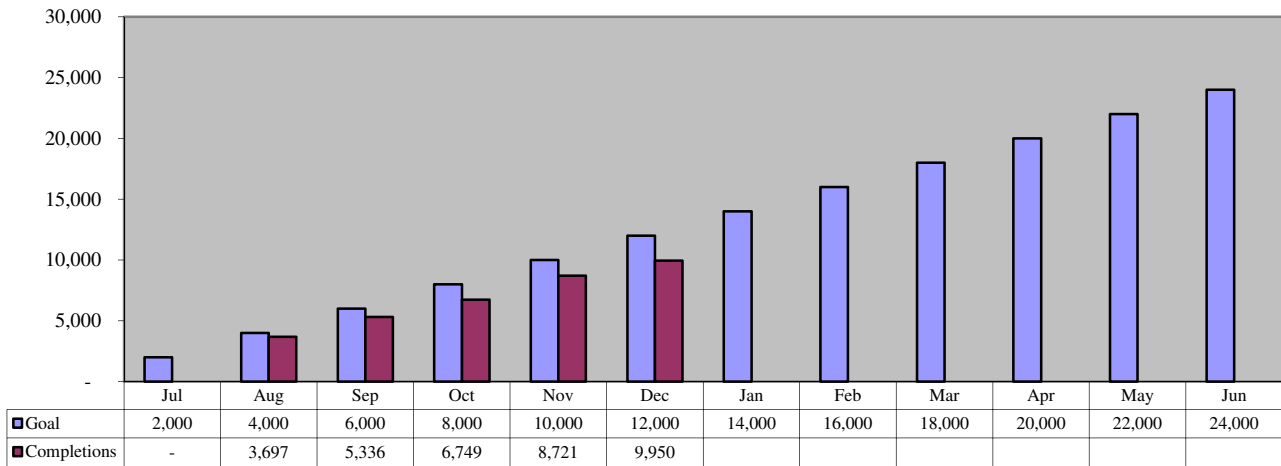
**Residential New Construction: Statewide Results  
Completed Jobs YTD**



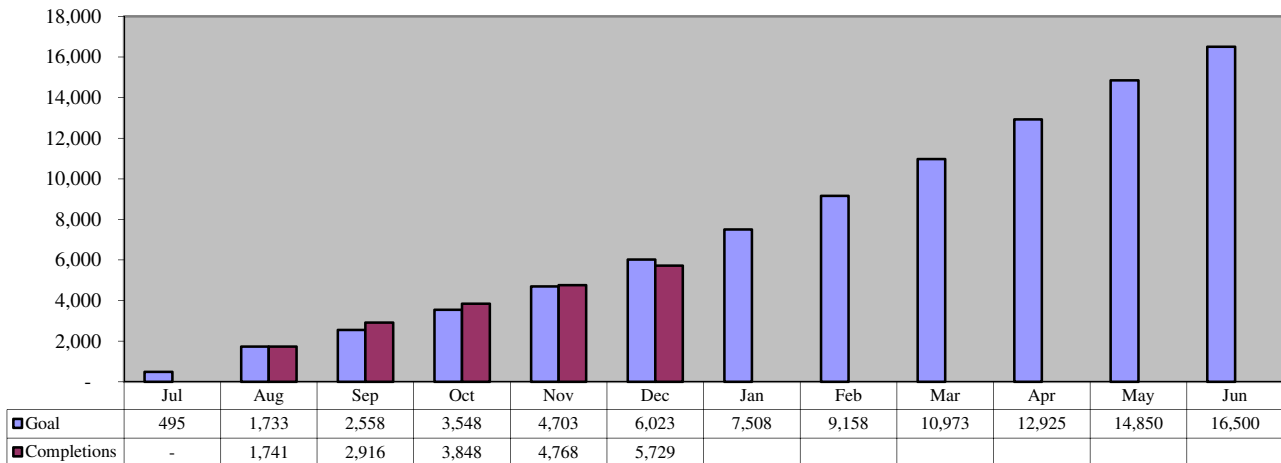
## Energy Efficient Products

Annual Budget	Expenditures YTD	Expenditures as % of Annual Budget
\$19,468,939	\$6,842,939	35.15%

### Energy Efficient Products, Washer: Statewide Results Washers Rebated YTD

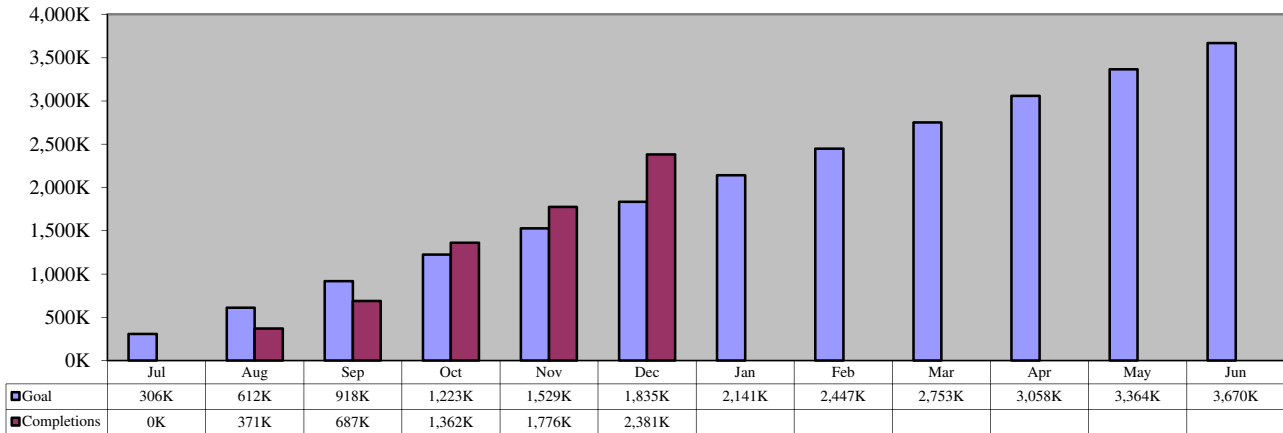


### Energy Efficient Products, Large Appliance Recycling: Statewide Results Appliances Recycled YTD

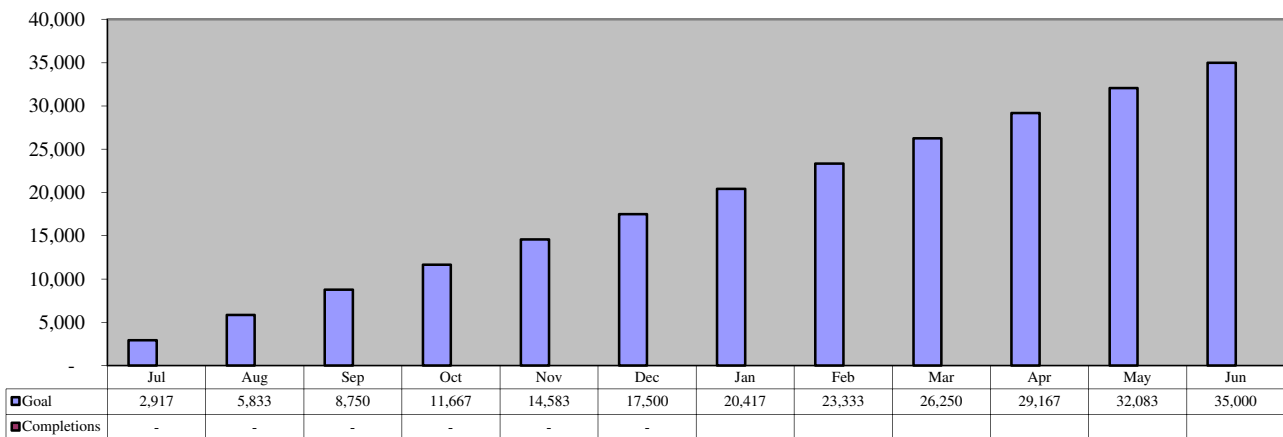


## Energy Efficient Products

**Energy Efficient Products, CFLs, LEDs: Statewide Results  
CFLs and LEDs Distributed YTD**

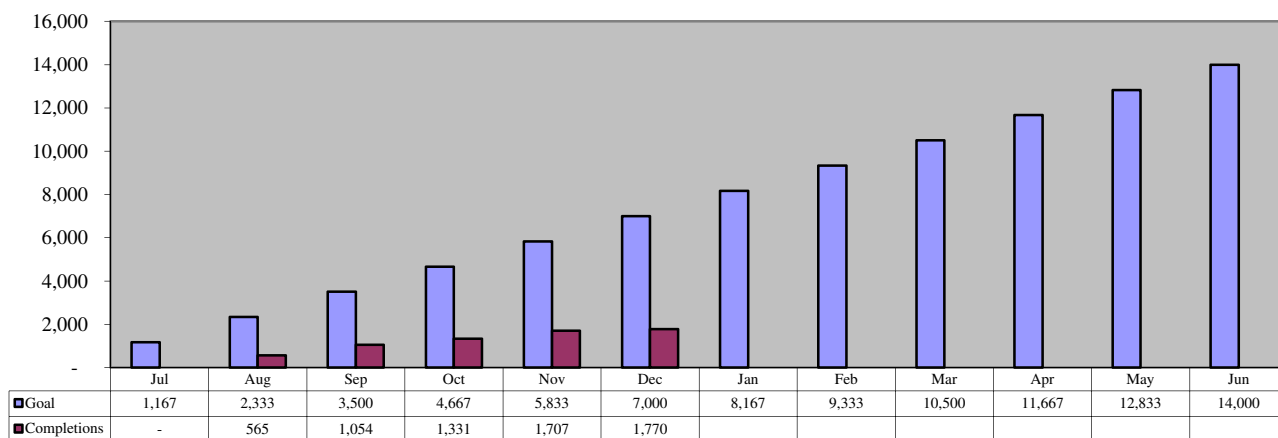


**Energy Efficient Products, Consumer Electronics: Statewide Results  
Consumer Electronics Rebated YTD**



## Energy Efficient Products

**Energy Efficient Products, Refrigerators: Statewide Results  
Refrigerators Rebated YTD**



## Green New Jersey Resource Team Progress Report

Partner	Distribution Target	Amount Distributed	Progress
Megalight FY14 Extension	29,736	29,998	101%
TechniArt FY14 Extension	38,600	42,200	109%
TechniArt FY15	104,700	21,594	21%
Philips Fundraiser	20,000	0	0%
HelpLight - MaxLite	12,830	0	0%

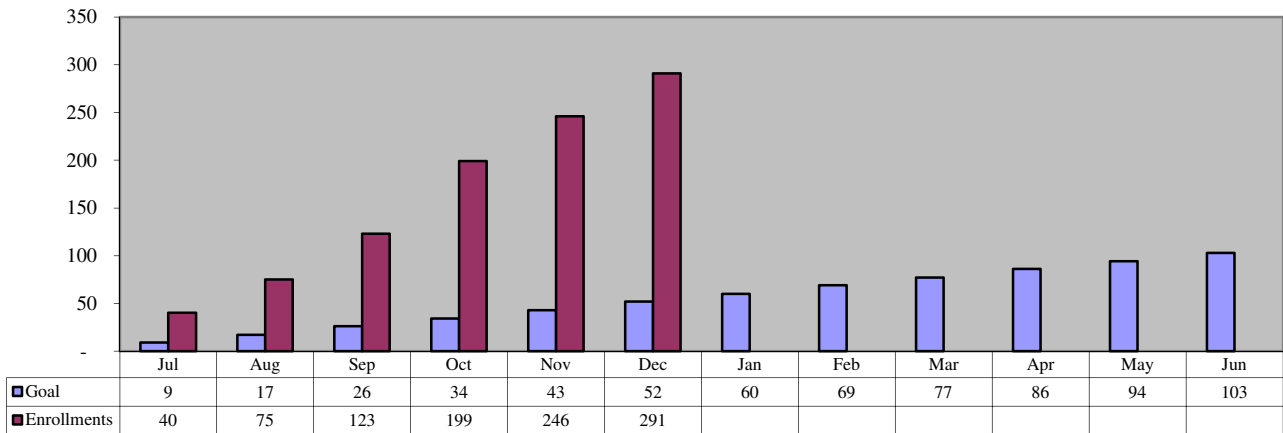
*GNJRT progress as of 12/31/2014*



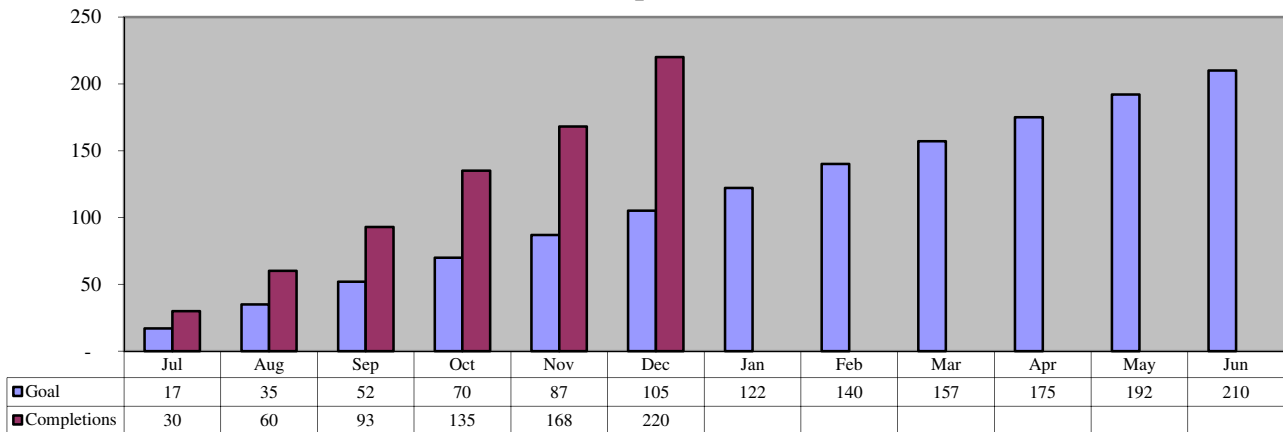
## Home Performance with ENERGY STAR

Annual Budget	Expenditures YTD	Outstanding Commitments	Expenditures as % of Annual Budget	Expenditures and Committed as % of Annual Budget
\$43,364,475	\$17,946,277	\$8,496,323	41.38%	60.98%

**Home Performance with Energy Star: Statewide Results  
Tier 2 Enrollments YTD**

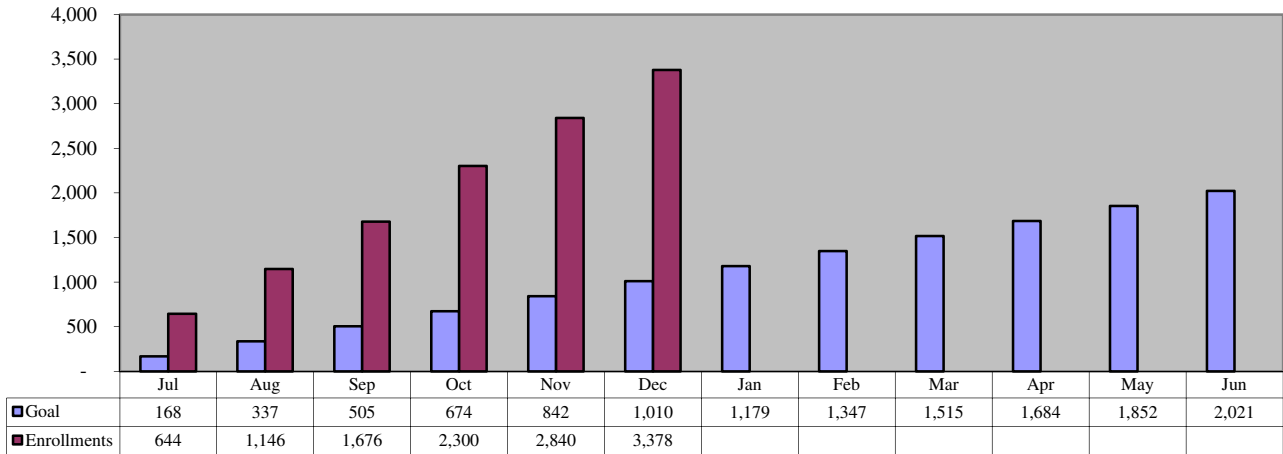


**Home Performance with Energy Star: Statewide Results  
Tier 2 Completions YTD**

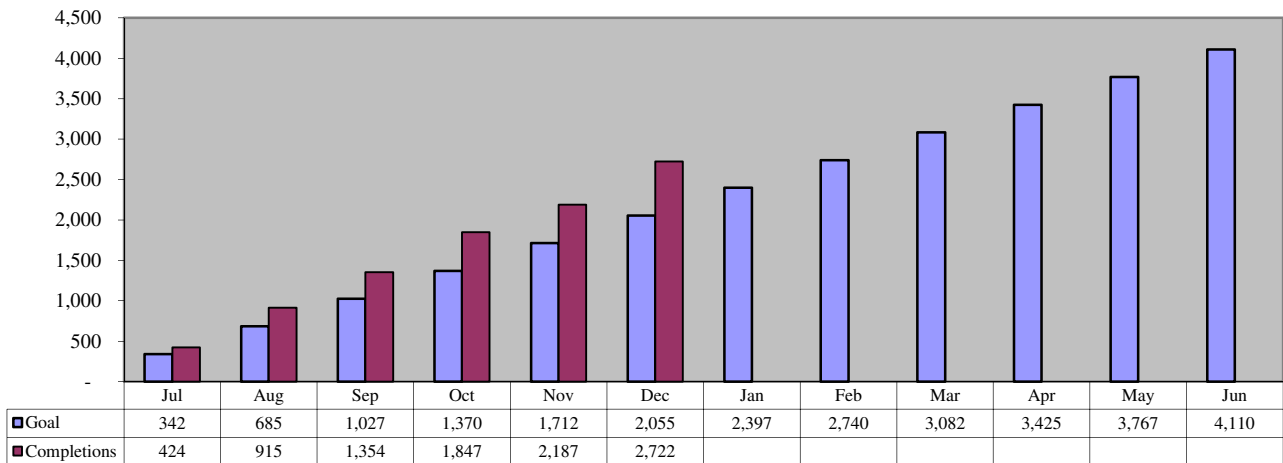


## Home Performance with ENERGY STAR

**Home Performance with Energy Star: Statewide Results  
Tier 3 Enrollments YTD**



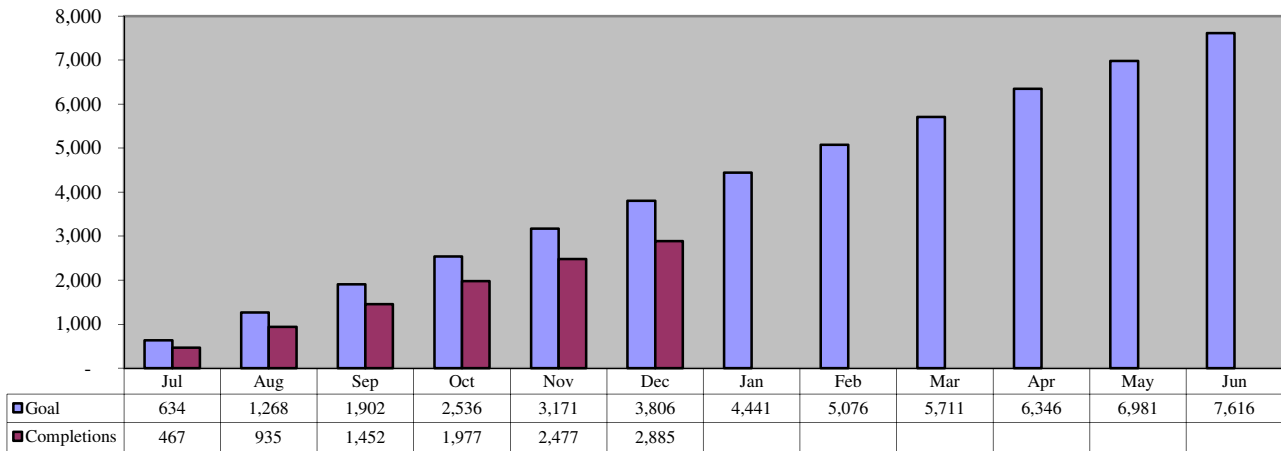
**Home Performance with Energy Star: Statewide Results  
Tier 3 Completions YTD**



## Comfort Partners

Annual Budget	Expenditures YTD	Expenditures as % of Annual Budget
\$35,000,000	\$11,997,978	34.28%

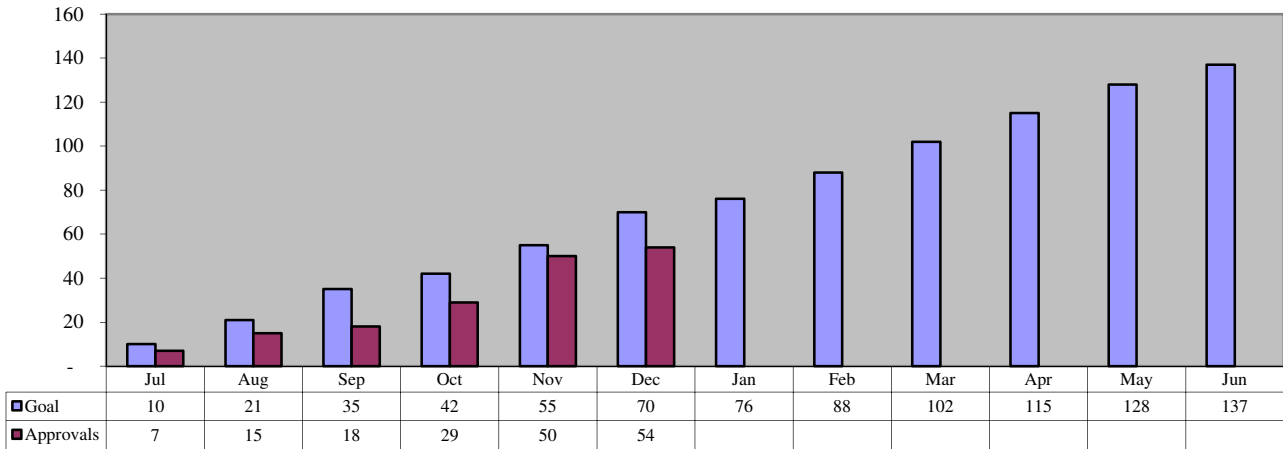
**Comfort Partners: Statewide Results  
Completed Jobs YTD**



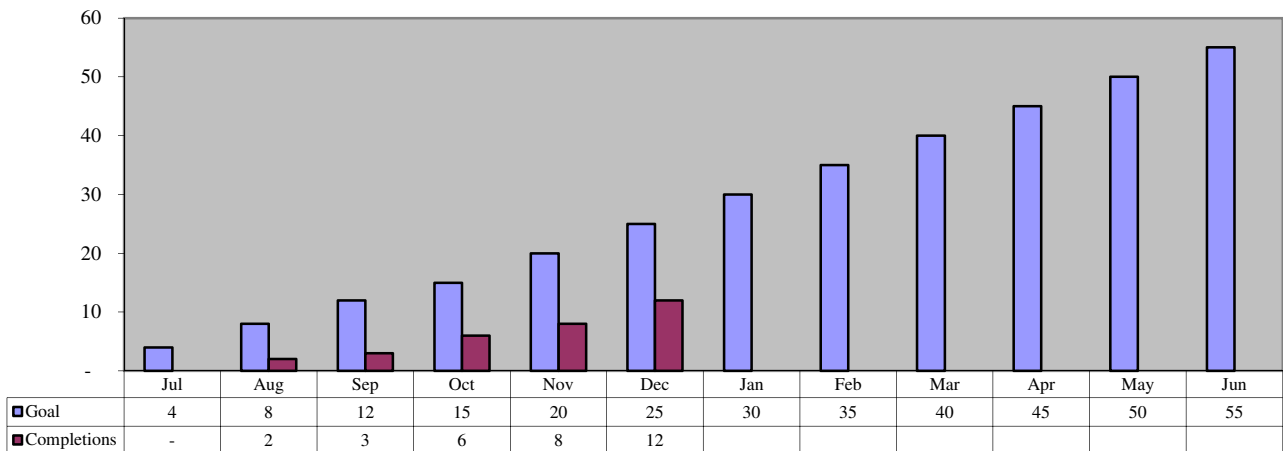
## C & I New Construction

Annual Budget	Expenditures YTD	Outstanding Commitments	Expenditures as % of Annual Budget	Expenditures and Committed as % of Annual Budget
\$3,405,211	\$727,031	\$1,366,590	21.35%	61.48%

**C&I New Construction : Statewide Results  
Approved Applications YTD**

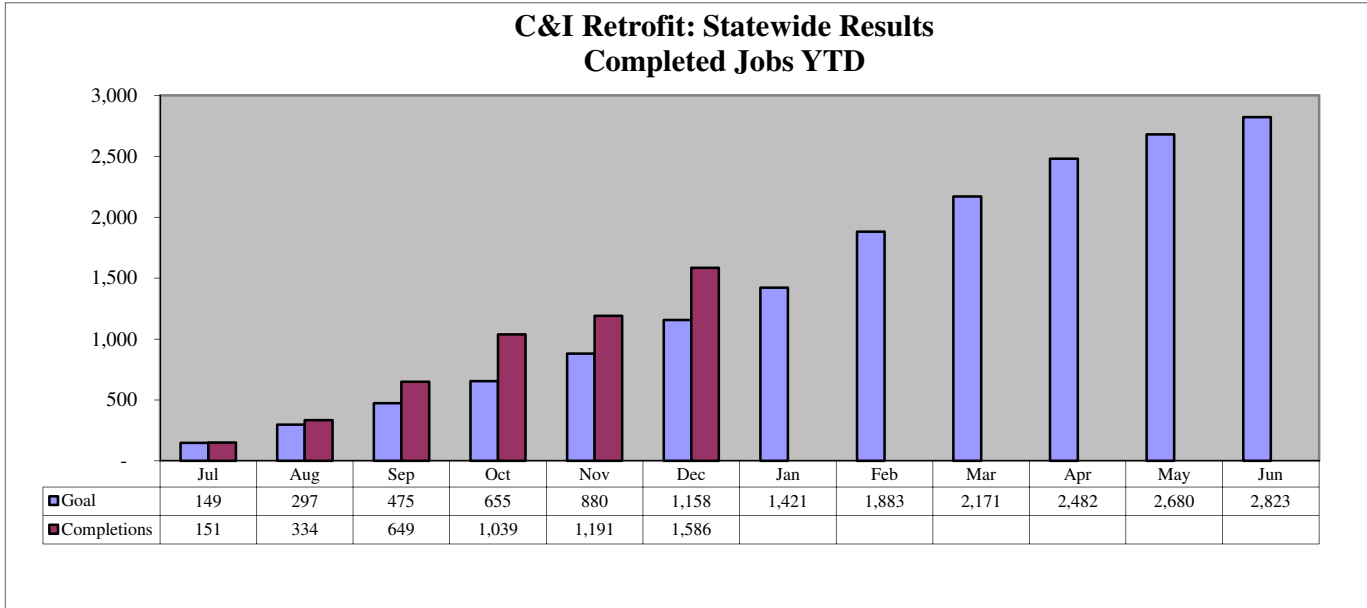


**C&I New Construction: Statewide Results  
Completed Jobs YTD**



## C & I Retrofit

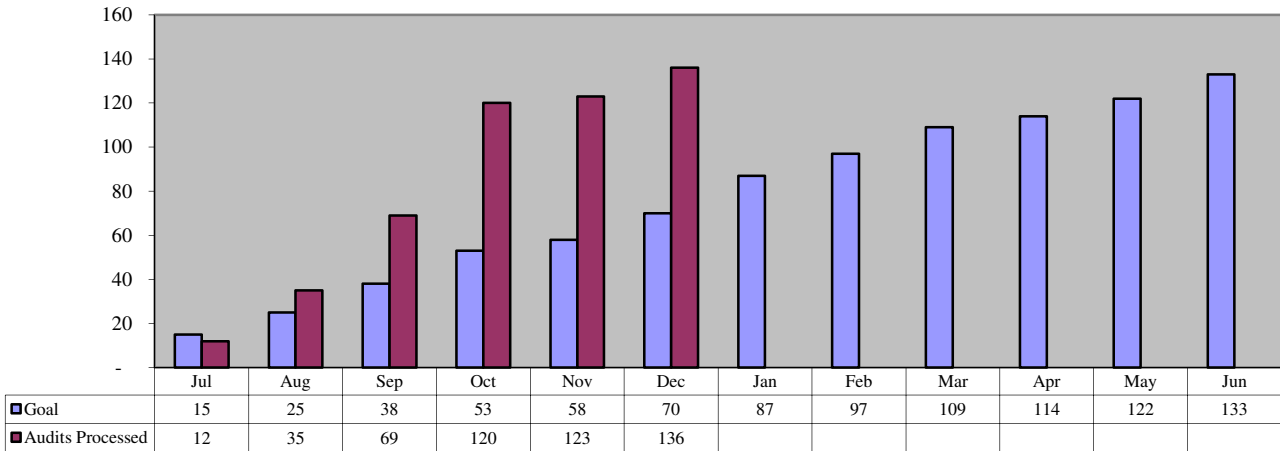
Annual Budget	Expenditures YTD	Outstanding Commitments	Expenditures as % of Annual Budget	Expenditures and Committed as % of Annual Budget
\$60,058,739	\$14,055,814	\$33,566,673	23.40%	79.29%



## Local Government Energy Audit

Annual Budget	Expenditures YTD	Outstanding Commitments	Expenditures as % of Annual Budget	Expenditures and Committed as % of Annual Budget
\$2,416,981	\$768,564	\$743,197	31.80%	62.55%

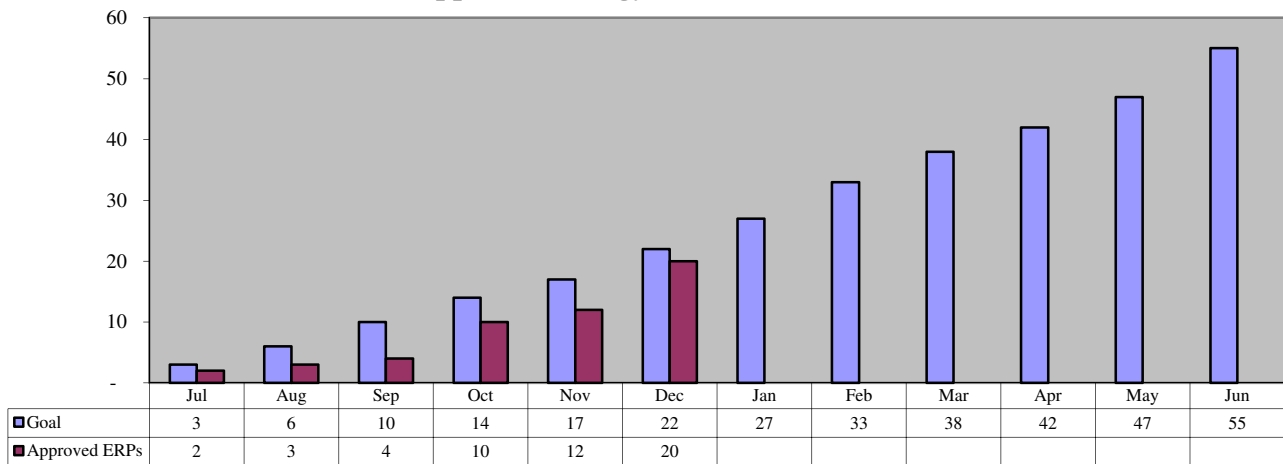
**Local Government Energy Audit: Statewide Results  
Audits Reviewed and Processed YTD**



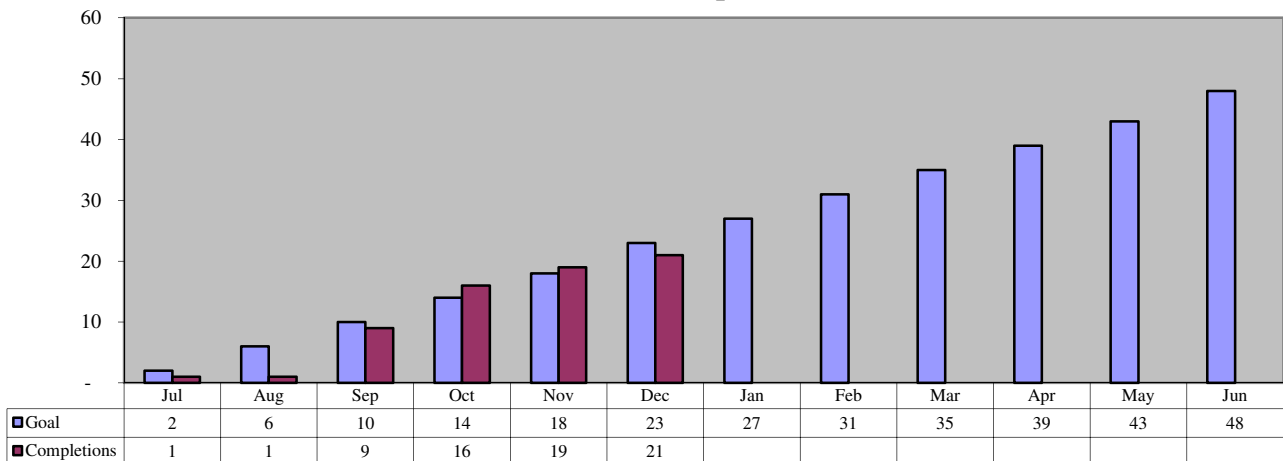
## Pay-for-Performance

Annual Budget	Expenditures YTD	Outstanding Commitments	Expenditures as % of Annual Budget	Expenditures and Committed as % of Annual Budget
\$28,191,852	\$3,046,964	\$20,586,438	10.81%	83.83%

### Pay for Performance: Statewide Results Approved Energy Reduction Plans YTD



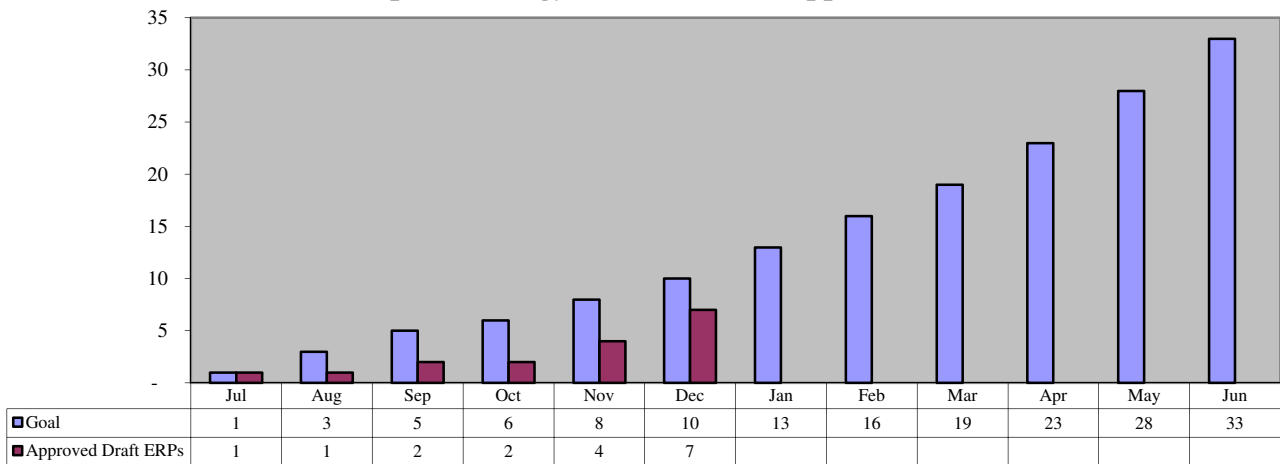
### Pay for Performance: Statewide Results Installations Completed YTD



## Pay-for-Performance New Construction

Annual Budget	Expenditures YTD	Outstanding Commitments	Expenditures as % of Annual Budget	Expenditures and Committed as % of Annual Budget
\$13,579,269	\$1,846,764	\$8,019,581	13.60%	72.66%

**Pay for Performance New Construction : Statewide Results  
Proposed Energy Reduction Plan Approvals YTD**

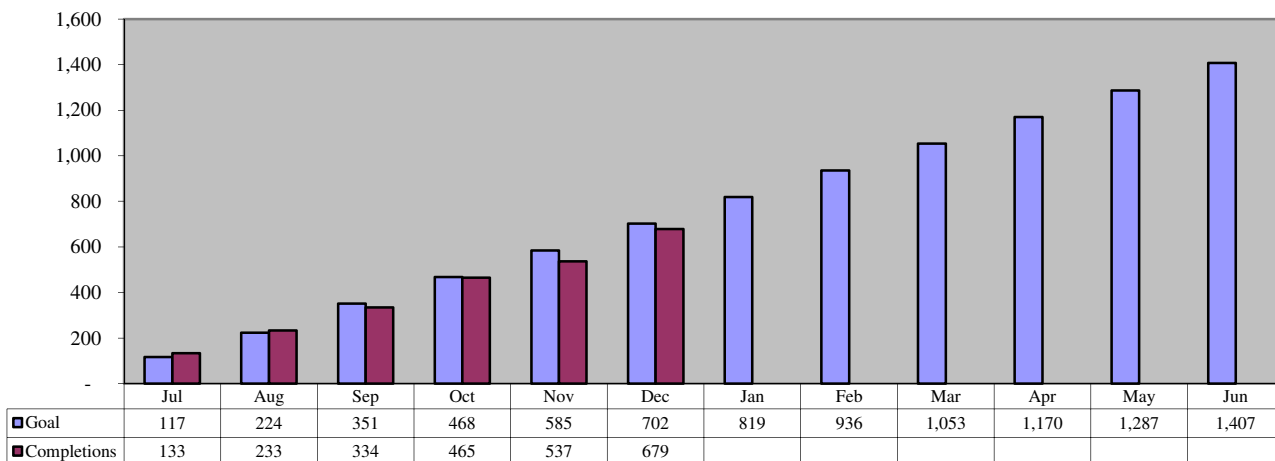




## Direct Install

Annual Budget	Expenditures YTD	Outstanding Commitments	Expenditures as % of Annual Budget	Expenditures and Committed as % of Annual Budget
\$42,881,360	\$17,133,143	\$15,882,872	39.95%	76.99%

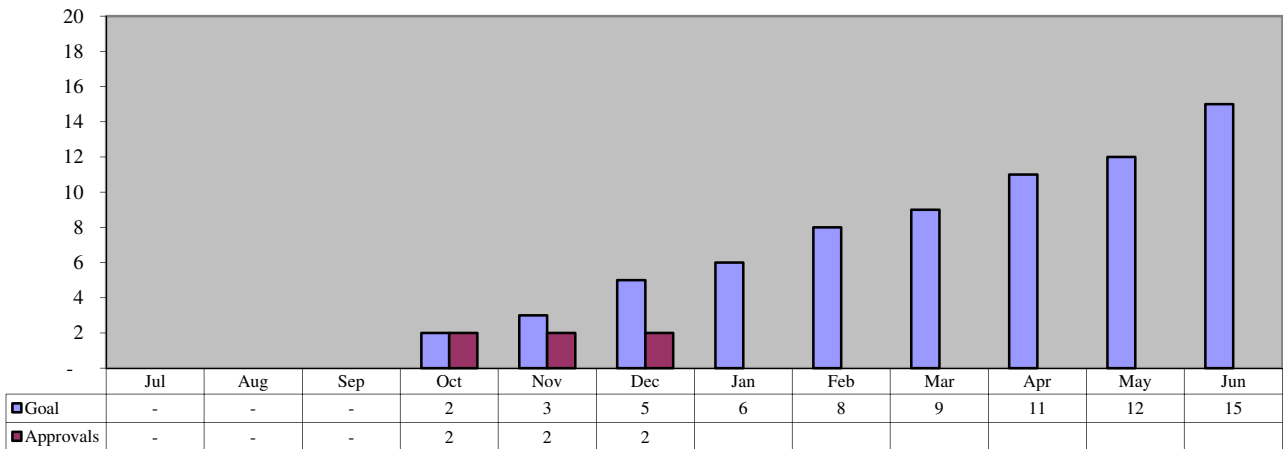
**Direct Install Program: Statewide Results  
Completed Jobs YTD**



## CHP-Fuel Cell: Large and Small

Annual Budget	Expenditures YTD	Outstanding Commitments	Expenditures as % of Annual Budget	Expenditures and Committed as % of Annual Budget
\$24,451,062	\$181,440	\$4,850,795	0.74%	20.58%

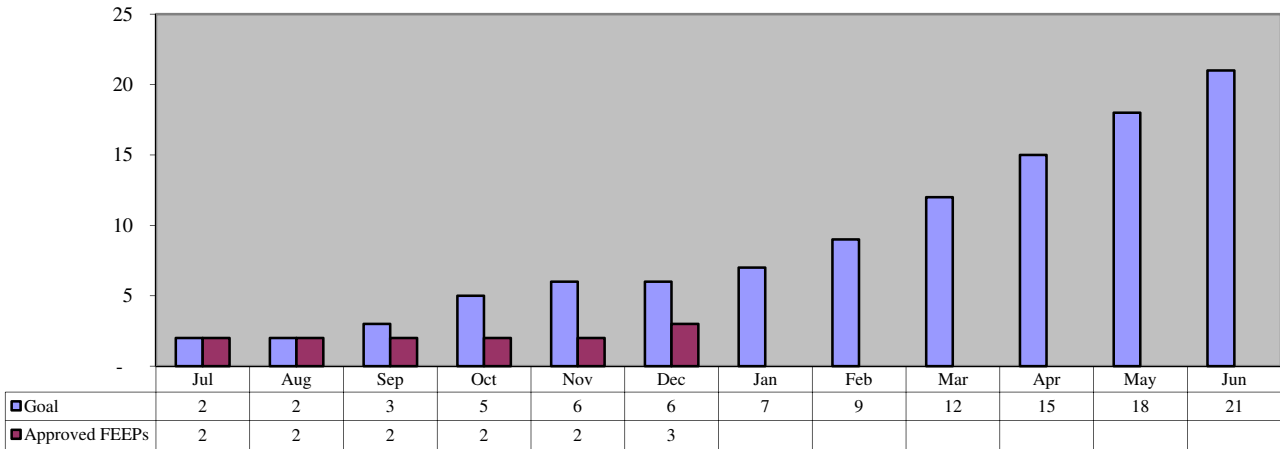
**Combined Heat & Power Program (CHP): Statewide Results  
Applications Approved YTD**



## Large Energy Users Program

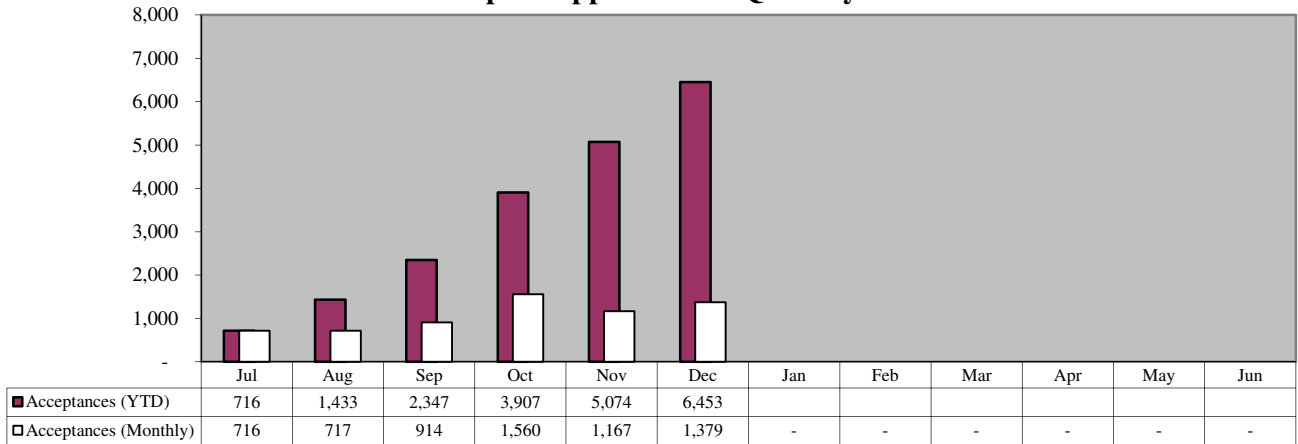
Annual Budget	Expenditures YTD	Outstanding Commitments	Expenditures as % of Annual Budget	Expenditures and Committed as % of Annual Budget
\$15,624,759	\$3,070,469	\$9,195,968	19.65%	78.51%

**Large Energy Users Pilot Program (LEUP): Statewide Results  
Final Energy Efficiency Plans Approved YTD**

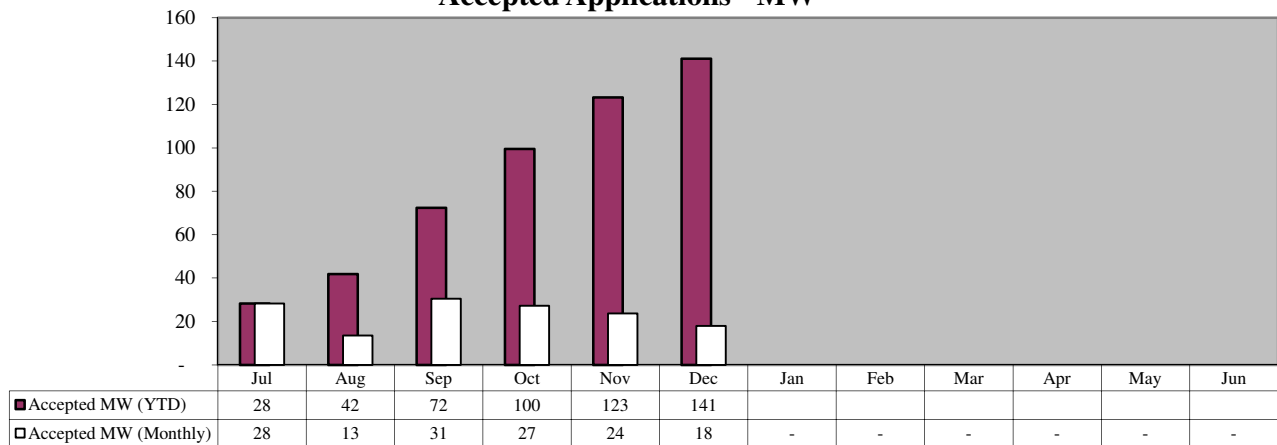


## SREC Registration

**SREC Registration: Statewide Results  
Accepted Applications - Quantity**

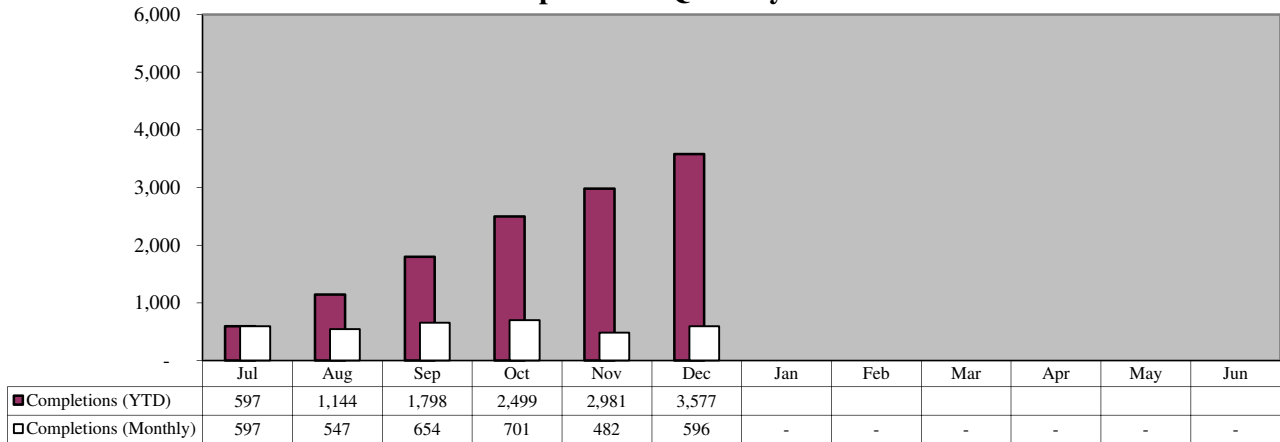


**SREC Registration: Statewide Results  
Accepted Applications - MW**

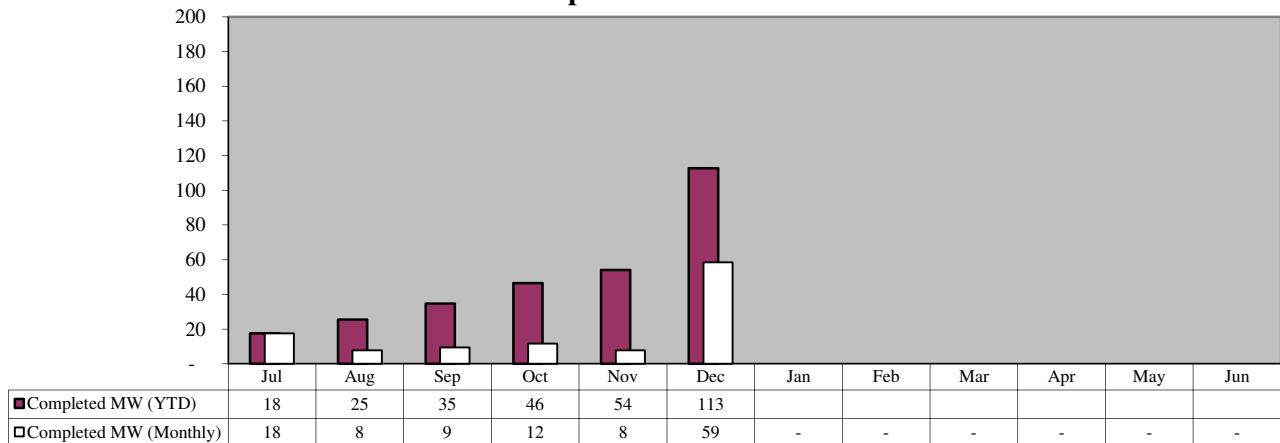


## SREC Registration

**SREC Registration: Statewide Results  
Completions - Quantity**



**SREC Registration: Statewide Results  
Completions - MW**



**New Jersey's Clean Energy Program**  
**Actual and Committed Expenses for Fiscal Year 2015**

Statewide Summary: New Jersey's Clean Energy Program  
 Reporting Period: 07-01-2014 thru 12-31-2014

Program	Approved Budget (a)	Actual Expenditures (b)	Committed Expenditures (c)	Actual and Committed Expenditures (d)=(b)+(c)	Actual Expenditures as % of Authorized (e)=(b)/(a)	Actual and Committed Expenditures as % of Authorized (f)=(d)/(a)
Energy Efficiency Programs	\$299,317,935.19	\$85,692,278.38	\$106,923,961.71	\$192,616,240.09	28.63%	64.35%
C&I CHP-Fuel Cell Programs	\$24,451,062.18	\$181,439.79	\$4,850,795.10	\$5,032,234.89	0.74%	20.58%
Renewable Energy Programs	\$18,236,146.52	\$2,286,244.96	\$7,673,007.24	\$9,959,252.20	12.54%	54.61%
EDA Programs	\$24,695,310.11	\$868,388.61	\$15,418,966.77	\$16,287,355.38	3.52%	65.95%
NJCEP Administration	\$11,055,293.11	\$2,041,880.70		\$2,041,880.70	18.47%	18.47%
TRUE Grant	\$1,874,500.00	\$0.00	\$1,874,500.00	\$1,874,500.00	0.00%	100.00%
<b>TOTAL</b>	<b>\$379,630,247.11</b>	<b>\$91,070,232.44</b>	<b>\$136,741,230.82</b>	<b>\$227,811,463.26</b>	<b>23.99%</b>	<b>60.01%</b>

**New Jersey's Clean Energy Program**  
**Actual and Committed Expenses for Fiscal Year 2015**

Statewide Summary: Energy Efficiency Programs  
Reporting Period: 07-01-2014 thru 12-31-2014

Program	Approved Budget (a)	Actual Expenditures (b)	Committed Expenditures (c)	Actual and Committed Expenditures (d)=(b)+(c)	Actual Expenditures as % of Authorized (e)=(b)/(a)	Actual and Committed Expenditures as % of Authorized (f)=(d)/(a)
<b>RESIDENTIAL ENERGY EFFICIENCY PROGRAMS</b>						
Residential HVAC - Electric & Gas	\$13,665,469.42	\$4,545,953.32		\$4,545,953.32	33.27%	33.27%
Residential New Construction	\$19,275,897.29	\$2,767,085.45	\$9,066,319.40	\$11,833,404.85	14.36%	61.39%
Energy Efficient Products	\$19,468,939.09	\$6,842,939.14		\$6,842,939.14	35.15%	35.15%
Home Performance with Energy Star	\$43,364,475.16	\$17,946,276.90	\$8,496,322.58	\$26,442,599.48	41.38%	60.98%
Marketing - Residential EE	\$1,309,984.00	\$549,718.06		\$549,718.06	41.96%	41.96%
<b>Sub-Total: Residential Energy Efficiency Programs</b>	<b>\$97,084,764.96</b>	<b>\$32,651,972.87</b>	<b>\$17,562,641.98</b>	<b>\$50,214,614.85</b>	<b>33.63%</b>	<b>51.72%</b>
<b>RESIDENTIAL LOW INCOME</b>						
Comfort Partners	\$35,000,000.00	\$11,997,977.60		\$11,997,977.60	34.28%	34.28%
<b>Sub-Total: Residential Low Income</b>	<b>\$35,000,000.00</b>	<b>\$11,997,977.60</b>	<b>\$0.00</b>	<b>\$11,997,977.60</b>	<b>34.28%</b>	<b>34.28%</b>
<b>C &amp; I ENERGY EFFICIENCY PROGRAMS</b>						
C&I New Construction	\$3,405,210.99	\$727,031.04	\$1,366,590.33	\$2,093,621.37	21.35%	61.48%
C&I Retrofit	\$60,058,738.87	\$14,055,813.81	\$33,566,673.35	\$47,622,487.16	23.40%	79.29%
Pay-for-Performance New Construction	\$13,579,268.58	\$1,846,763.84	\$8,019,581.10	\$9,866,344.94	13.60%	72.66%
Pay-for-Performance	\$28,191,851.98	\$3,046,963.85	\$20,586,438.29	\$23,633,402.14	10.81%	83.83%
Local Government Energy Audit	\$2,416,980.50	\$768,564.00	\$743,197.00	\$1,511,761.00	31.80%	62.55%
Direct Install	\$42,881,360.42	\$17,133,142.98	\$15,882,871.73	\$33,016,014.71	39.95%	76.99%
Marketing - Commercial & Industrial EE	\$1,075,000.00	\$393,579.65	\$0.00	\$393,579.65	36.61%	36.61%
Large Energy Users Program	\$15,624,758.89	\$3,070,468.74	\$9,195,967.93	\$12,266,436.67	19.65%	78.51%
<b>Sub-Total: C &amp; I Energy Efficiency Programs</b>	<b>\$167,233,170.23</b>	<b>\$41,042,327.91</b>	<b>\$89,361,319.73</b>	<b>\$130,403,647.64</b>	<b>24.54%</b>	<b>77.98%</b>
<b>TOTAL</b>	<b>\$299,317,935.19</b>	<b>\$85,692,278.38</b>	<b>\$106,923,961.71</b>	<b>\$192,616,240.09</b>	<b>28.63%</b>	<b>64.35%</b>

**New Jersey's Clean Energy Program**  
*Actual and Committed Expenses for Fiscal Year 2015*

Statewide Summary - C&I CHP-Fuel Cell Programs  
 Reporting Period: 07-01-2014 thru 12-31-2014

Program	Approved Budget (a)	Actual Expenditures (b)	Committed Expenditures (c)	Actual and Committed Expenditures (d)=(b)+(c)	Actual Expenditures as % of Authorized (e)=(b)/(a)	Actual and Committed Expenditures as % of Authorized (f)=(d)/(a)
CHP-Fuel Cell: Large and Small	\$24,451,062.18	\$181,439.79	\$4,850,795.10	\$5,032,234.89	0.74%	20.58%
<b>TOTAL</b>	<b>\$24,451,062.18</b>	<b>\$181,439.79</b>	<b>\$4,850,795.10</b>	<b>\$5,032,234.89</b>	<b>0.74%</b>	<b>20.58%</b>



**New Jersey's Clean Energy Program**  
*Actual and Committed Expenses for Fiscal Year 2015*

Statewide Summary: Renewable Energy Programs  
 Reporting Period: 07-01-2014 thru 12-31-2014

Program	Approved Budget (a)	Actual Expenditures (b)	Committed Expenditures (c)	Actual and Committed Expenditures (d)=(b)+(c)	Actual Expenditures as % of Authorized (e)=(b)/(a)	Actual and Committed Expenditures as % of Authorized (f)=(d)/(a)
Offshore Wind	\$450,433.41	\$0.00	\$0.00	\$0.00	0.00%	0.00%
Renewable Energy Program: Grid Connected (REDI)	\$203,720.00	\$95,460.00	\$108,260.00	\$203,720.00	46.86%	100.00%
Renewable Energy Incentive Program (REIP)	\$17,522,245.87	\$2,190,784.96	\$7,505,000.00	\$9,695,784.96	12.50%	55.33%
Edison Innovation Clean Energy Fund (CST)	\$59,747.24	\$0.00	\$59,747.24	\$59,747.24	0.00%	100.00%
<b>TOTAL</b>	<b>\$18,236,146.52</b>	<b>\$2,286,244.96</b>	<b>\$7,673,007.24</b>	<b>\$9,959,252.20</b>	<b>12.54%</b>	<b>54.61%</b>

**New Jersey's Clean Energy Program**  
**Actual and Committed Expenses for Fiscal Year 2015**

Statewide Summary: EDA Programs  
 Reporting Period: 07-01-2014 thru 12-31-2014

Program	Approved Budget (a)	Actual Expenditures* (b)	Committed Expenditures* (c)	Actual and Committed Expenditures (d)=(b)+(c)	Actual Expenditures as % of Authorized (e)=(b)/(a)	Actual and Committed Expenditures as % of Authorized (f)=(d)/(a)
Clean Energy Manufacturing Fund (CEMF)	\$8,536,276.49	\$487,649.11	\$5,900,326.77	\$6,387,975.88	5.71%	74.83%
Edison Innovation Green Growth Fund (EIGGF)	\$5,237,408.95	\$380,739.50	\$546,000.00	\$926,739.50	7.27%	17.69%
Large CHP Solicitation	\$10,921,624.67	\$0.00	\$8,972,640.00	\$8,972,640.00	0.00%	82.15%
<b>TOTAL</b>	<b>\$24,695,310.11</b>	<b>\$868,388.61</b>	<b>\$15,418,966.77</b>	<b>\$16,287,355.38</b>	<b>3.52%</b>	<b>65.95%</b>

\*Actual and Committed Expenditures taken from EDA's Available Cash Report as of 12/31/2014

**New Jersey's Clean Energy Program**  
**Actual and Committed Expenses for Fiscal Year 2015**

Statewide Summary: NJCEP Administration  
Reporting Period: 07-01-2014 thru 12-31-2014

Program	Approved Budget (a)	Actual Expenditures (b)	Actual Expenditures as % of Authorized (c)=(b)/(a)
<b>OCE ADMINISTRATION AND OVERHEAD</b>			
OCE Staff and Overhead	\$2,341,212.31	\$48,571.80	2.07%
Program Coordinator	\$2,200,000.00	\$951,455.75	43.25%
<b><i>Sub-Total: Oce Administration And Overhead</i></b>	<b><i>\$4,541,212.31</i></b>	<b><i>\$1,000,027.55</i></b>	<b><i>22.02%</i></b>
<b>MEMBERSHIPS-DUES</b>			
Sponsorships	\$200,000.00	\$134,843.00	67.42%
<b><i>Sub-Total: Memberships-Dues</i></b>	<b><i>\$200,000.00</i></b>	<b><i>\$134,843.00</i></b>	<b><i>67.42%</i></b>
<b>OCE EVALUATION AND RELATED RESEARCH</b>			
Rutgers-CEEEP	\$2,140,227.35	\$630,688.06	29.47%
Funding Reconciliation	\$52,545.00	\$0.00	0.00%
Program Evaluation	\$3,323,634.10	\$0.00	0.00%
<b><i>Sub-Total: Oce Evaluation And Related Research</i></b>	<b><i>\$5,516,406.45</i></b>	<b><i>\$630,688.06</i></b>	<b><i>11.43%</i></b>
<b>MISCELLANEOUS</b>			
Clean Energy Business Website	\$120,000.00	\$0.00	0.00%
Sustainable Jersey	\$677,674.35	\$276,322.09	40.78%
<b><i>Sub-Total: Miscellaneous</i></b>	<b><i>\$797,674.35</i></b>	<b><i>\$276,322.09</i></b>	<b><i>34.64%</i></b>
<b>TOTAL</b>	<b><i>\$11,055,293.11</i></b>	<b><i>\$2,041,880.70</i></b>	<b><i>18.47%</i></b>

**New Jersey's Clean Energy Program**  
*Actual and Committed Expenses for Fiscal Year 2015*

Statewide Summary: TRUE Grant  
 Reporting Period: 07-01-2014 thru 12-31-2014

Program	Approved Budget	Actual Expenditures	Committed Expenditures	Actual and Committed Expenditures	Actual Expenditures as % of Authorized	Actual and Committed Expenditures as % of Authorized
TRUE Grant	\$1,874,500.00	\$0.00	\$1,874,500.00	\$1,874,500.00	0.00%	100.00%
<b>TOTAL</b>	<b>\$1,874,500.00</b>	<b>\$0.00</b>	<b>\$1,874,500.00</b>	<b>\$1,874,500.00</b>	<b>0.00%</b>	<b>100.00%</b>

**New Jersey's Clean Energy Program**  
**Detailed Expense Data for Fiscal Year 2015**

Statewide Summary: New Jersey's Clean Energy Program  
 Reporting Period: 07-01-2014 thru 12-31-2014

Program	Total Actual NJCEP Expenditures	Administration & Program Development	Sales, Call Centers, Marketing and Website	Training	Rebates, Grants, and Other Direct Incentives	Rebate Processing, Inspections, and Other Quality Control	Evaluation and Related Research
Energy Efficiency Programs	\$85,692,278.38	\$4,486,900.27	\$1,145,373.43	\$995,513.92	\$73,656,992.32	\$5,407,498.44	\$0.00
C&I CHP-Fuel Cell Programs	\$181,439.79	\$0.00	\$0.00	\$0.00	\$145,500.00	\$35,939.79	\$0.00
Renewable Energy Programs	\$2,286,244.96	\$688,103.46	\$0.00	\$0.00	\$95,460.00	\$1,502,681.50	\$0.00
EDA Programs	\$868,388.61	\$221,479.00	\$0.00	\$0.00	\$646,909.61	\$0.00	\$0.00
NJCEP Administration	\$2,041,880.70	\$346,964.55	\$267,468.00	\$0.00	\$411,165.09	\$382,620.00	\$633,663.06
TRUE Grant	\$0.00	\$0.00	\$0.00	\$0.00	\$0.00	\$0.00	\$0.00
<b>TOTAL</b>	<b>\$91,070,232.44</b>	<b>\$5,743,447.28</b>	<b>\$1,412,841.43</b>	<b>\$995,513.92</b>	<b>\$74,956,027.02</b>	<b>\$7,328,739.73</b>	<b>\$633,663.06</b>
<b>Percent of Total</b>	<b>100.00%</b>	<b>6.31%</b>	<b>1.55%</b>	<b>1.09%</b>	<b>82.31%</b>	<b>8.05%</b>	<b>0.70%</b>

**New Jersey's Clean Energy Program**  
**Detailed Expense Data for Fiscal Year 2015**

Statewide Summary: Energy Efficiency Programs  
 Reporting Period: 07-01-2014 thru 12-31-2014

Program	Total Actual NJCEP Expenditures	Administration & Program Development	Sales, Call Centers, Marketing and Website	Training	Rebates, Grants, and Other Direct Incentives	Rebate Processing, Inspections, and Other Quality Control	Evaluation and Related Research
<b>RESIDENTIAL ENERGY EFFICIENCY PROGRAMS</b>							
Residential HVAC - Electric & Gas	\$4,545,953.32	\$653,382.00	\$0.00	\$348,101.77	\$2,835,800.20	\$708,669.35	\$0.00
Residential New Construction	\$2,767,085.45	\$624,696.00	\$0.00	\$0.00	\$2,010,924.50	\$131,464.95	\$0.00
Energy Efficient Products	\$6,842,939.14	\$951,446.02	\$0.00	\$0.00	\$5,699,074.50	\$192,418.62	\$0.00
Home Performance with Energy Star	\$17,946,276.90	\$522,210.54	\$0.00	\$0.00	\$16,194,057.45	\$1,230,008.91	\$0.00
Marketing - Residential EE	\$549,718.06	\$0.00	\$549,718.06	\$0.00	\$0.00	\$0.00	\$0.00
<b>Sub-Total: Residential Energy Efficiency Programs</b>	<b>\$32,651,972.87</b>	<b>\$2,751,734.56</b>	<b>\$549,718.06</b>	<b>\$348,101.77</b>	<b>\$26,739,856.65</b>	<b>\$2,262,561.83</b>	<b>\$0.00</b>
<b>RESIDENTIAL LOW INCOME</b>							
Comfort Partners	\$11,997,977.60	\$761,105.31	\$202,075.72	\$105,030.15	\$10,467,880.04	\$461,886.38	\$0.00
<b>Sub-Total: Residential Low Income</b>	<b>\$11,997,977.60</b>	<b>\$761,105.31</b>	<b>\$202,075.72</b>	<b>\$105,030.15</b>	<b>\$10,467,880.04</b>	<b>\$461,886.38</b>	<b>\$0.00</b>
<b>C &amp; I ENERGY EFFICIENCY PROGRAMS</b>							
C&I New Construction	\$727,031.04	\$98,727.00	\$0.00	\$121,795.50	\$462,315.97	\$44,192.57	\$0.00
C&I Retrofit	\$14,055,813.81	\$307,775.40	\$0.00	\$131,539.14	\$11,658,372.74	\$1,958,126.53	\$0.00
Pay-for-Performance New Construction	\$1,846,763.84	\$49,800.00	\$0.00	\$130,180.04	\$1,619,553.80	\$47,230.00	\$0.00
Pay-for-Performance	\$3,046,963.85	\$227,400.00	\$0.00	\$158,867.32	\$2,435,576.08	\$225,120.45	\$0.00
Local Government Energy Audit	\$768,564.00	\$60,000.00	\$0.00	\$0.00	\$503,074.00	\$205,490.00	\$0.00
Direct Install	\$17,133,142.98	\$180,000.00	\$0.00	\$0.00	\$16,785,197.98	\$167,945.00	\$0.00
Marketing - Commercial & Industrial EE	\$393,579.65	\$0.00	\$393,579.65	\$0.00	\$0.00	\$0.00	\$0.00
Large Energy Users Program	\$3,070,468.74	\$50,358.00	\$0.00	\$0.00	\$2,985,165.06	\$34,945.68	\$0.00
<b>Sub-Total: C &amp; I Energy Efficiency Programs</b>	<b>\$41,042,327.91</b>	<b>\$974,060.40</b>	<b>\$393,579.65</b>	<b>\$542,382.00</b>	<b>\$36,449,255.63</b>	<b>\$2,683,050.23</b>	<b>\$0.00</b>
<b>TOTAL</b>	<b>\$85,692,278.38</b>	<b>\$4,486,900.27</b>	<b>\$1,145,373.43</b>	<b>\$995,513.92</b>	<b>\$73,656,992.32</b>	<b>\$5,407,498.44</b>	<b>\$0.00</b>
<b>Percent of Total</b>	<b>100.00%</b>	<b>5.24%</b>	<b>1.34%</b>	<b>1.16%</b>	<b>85.96%</b>	<b>6.31%</b>	<b>0.00%</b>

**New Jersey's Clean Energy Program**  
**Detailed Expense Data for Fiscal Year 2015**

Statewide Summary: C&I CHP-Fuel Cell Programs  
 Reporting Period: 07-01-2014 thru 12-31-2014

<b>Program</b>	<b>Total Actual NJCEP Expenditures</b>	<b>Administration &amp; Program Development</b>	<b>Sales, Call Centers, Marketing and Website</b>	<b>Training</b>	<b>Rebates, Grants, and Other Direct Incentives</b>	<b>Rebate Processing, Inspections, and Other Quality Control</b>	<b>Evaluation and Related Research</b>
CHP-Fuel Cell: Large and Small	\$181,439.79	\$0.00	\$0.00	\$0.00	\$145,500.00	\$35,939.79	\$0.00
<b>TOTAL</b>	<b>\$181,439.79</b>	<b>\$0.00</b>	<b>\$0.00</b>	<b>\$0.00</b>	<b>\$145,500.00</b>	<b>\$35,939.79</b>	<b>\$0.00</b>
<b>Percent of Total</b>	<b>100.00%</b>	<b>0.00%</b>	<b>0.00%</b>	<b>0.00%</b>	<b>80.19%</b>	<b>19.81%</b>	<b>0.00%</b>

**New Jersey's Clean Energy Program**  
**Detailed Expense Data for Fiscal Year 2015**

Statewide Summary: Renewable Energy Programs  
 Reporting Period: 07-01-2014 thru 12-31-2014

Program	Total Actual NJCEP Expenditures	Administration & Program Development	Sales, Call Centers, Marketing and Website	Training	Rebates, Grants, and Other Direct Incentives	Rebate Processing, Inspections, and Other Quality Control	Evaluation and Related Research
Offshore Wind	\$0.00	\$0.00	\$0.00	\$0.00	\$0.00	\$0.00	\$0.00
Renewable Energy Program: Grid Connected (REDI)	\$95,460.00	\$0.00	\$0.00	\$0.00	\$95,460.00	\$0.00	\$0.00
Renewable Energy Incentive Program (REIP)	\$2,190,784.96	\$688,103.46	\$0.00	\$0.00	\$0.00	\$1,502,681.50	\$0.00
Edison Innovation Clean Energy Fund (CST)	\$0.00	\$0.00	\$0.00	\$0.00	\$0.00	\$0.00	\$0.00
<b>TOTAL</b>	<b>\$2,286,244.96</b>	<b>\$688,103.46</b>	<b>\$0.00</b>	<b>\$0.00</b>	<b>\$95,460.00</b>	<b>\$1,502,681.50</b>	<b>\$0.00</b>
<b>Percent of Total</b>	<b>100.00%</b>	<b>30.10%</b>	<b>0.00%</b>	<b>0.00%</b>	<b>4.18%</b>	<b>65.73%</b>	<b>0.00%</b>



**New Jersey's Clean Energy Program**  
**Detailed Expense Data for Fiscal Year 2015**

Statewide Summary: EDA Programs  
 Reporting Period: 07-01-2014 thru 12-31-2014

Program	Total Actual NJCEP Expenditures*	Administration & Program Development	Sales, Call Centers, Marketing and Website	Training	Rebates, Grants, and Other Direct Incentives	Rebate Processing, Inspections, and Other Quality Control	Evaluation and Related Research
Clean Energy Manufacturing Fund (CEMF)	\$487,649.11	\$110,739.50	\$0.00	\$0.00	\$376,909.61	\$0.00	\$0.00
Edison Innovation Green Growth Fund (EIGGF)	\$380,739.50	\$110,739.50	\$0.00	\$0.00	\$270,000.00	\$0.00	\$0.00
Large CHP Solicitation	\$0.00	\$0.00	\$0.00	\$0.00	\$0.00	\$0.00	\$0.00
<b>TOTAL</b>	<b>\$868,388.61</b>	<b>\$221,479.00</b>	<b>\$0.00</b>	<b>\$0.00</b>	<b>\$646,909.61</b>	<b>\$0.00</b>	<b>\$0.00</b>
<b>Percent of Total</b>	<b>100.00%</b>	<b>25.50%</b>	<b>0.00%</b>	<b>0.00%</b>	<b>74.50%</b>	<b>0.00%</b>	<b>0.00%</b>

\*Actual Expenditures taken from EDA's Available Cash Report as of 12/31/2014

**New Jersey's Clean Energy Program**  
**Detailed Expense Data for Fiscal Year 2015**

Statewide Summary: NJCEP Administration  
 Reporting Period: 07-01-2014 thru 12-31-2014

Program	Total Actual NJCEP Expenditures	Administration & Program Development	Sales, Call Centers, Marketing and Website	Training	Rebates, Grants, and Other Direct Incentives	Rebate Processing, Inspections, and Other Quality Control	Evaluation and Related Research
<b>OCE ADMINISTRATION AND OVERHEAD</b>							
OCE Staff and Overhead	\$48,571.80	\$48,571.80	\$0.00	\$0.00	\$0.00	\$0.00	\$0.00
Program Coordinator	\$951,455.75	\$298,392.75	\$267,468.00	\$0.00	\$0.00	\$382,620.00	\$2,975.00
<b>Sub-Total: Oce Administration And Overhead</b>	<b>\$1,000,027.55</b>	<b>\$346,964.55</b>	<b>\$267,468.00</b>	<b>\$0.00</b>	<b>\$0.00</b>	<b>\$382,620.00</b>	<b>\$2,975.00</b>
<b>MEMBERSHIPS-DUES</b>							
FY14 Sponsorships	\$134,843.00	\$0.00	\$0.00	\$0.00	\$134,843.00	\$0.00	\$0.00
<b>Sub-Total: Memberships-Dues</b>	<b>\$134,843.00</b>	<b>\$0.00</b>	<b>\$0.00</b>	<b>\$0.00</b>	<b>\$134,843.00</b>	<b>\$0.00</b>	<b>\$0.00</b>
<b>OCE EVALUATION AND RELATED RESEARCH</b>							
Rutgers-CEEEP	\$630,688.06	\$0.00	\$0.00	\$0.00	\$0.00	\$0.00	\$630,688.06
Funding Reconciliation	\$0.00	\$0.00	\$0.00	\$0.00	\$0.00	\$0.00	\$0.00
Program Evaluation	\$0.00	\$0.00	\$0.00	\$0.00	\$0.00	\$0.00	\$0.00
<b>Sub-Total: Oce Evaluation And Related Research</b>	<b>\$630,688.06</b>	<b>\$0.00</b>	<b>\$0.00</b>	<b>\$0.00</b>	<b>\$0.00</b>	<b>\$0.00</b>	<b>\$630,688.06</b>
<b>MISCELLANEOUS</b>							
Clean Energy Business Website	\$0.00	\$0.00	\$0.00	\$0.00	\$0.00	\$0.00	\$0.00
Sustainable Jersey	\$276,322.09	\$0.00	\$0.00	\$0.00	\$276,322.09	\$0.00	\$0.00
<b>Sub-Total: Miscellaneous</b>	<b>\$276,322.09</b>	<b>\$0.00</b>	<b>\$0.00</b>	<b>\$0.00</b>	<b>\$276,322.09</b>	<b>\$0.00</b>	<b>\$0.00</b>
<b>TOTAL</b>	<b>\$2,041,880.70</b>	<b>\$346,964.55</b>	<b>\$267,468.00</b>	<b>\$0.00</b>	<b>\$411,165.09</b>	<b>\$382,620.00</b>	<b>\$633,663.06</b>
<b>Percent of Total</b>	<b>100.00%</b>	<b>16.99%</b>	<b>13.10%</b>	<b>0.00%</b>	<b>20.14%</b>	<b>18.74%</b>	<b>31.03%</b>

**New Jersey's Clean Energy Program**  
**Detailed Expense Data for Fiscal Year 2015**

Statewide Summary: TRUE Grant  
 Reporting Period: 07-01-2014 thru 12-31-2014

Program	Total Actual NJCEP Expenditures	Administration & Program Development	Sales, Call Centers, Marketing and Website	Training	Rebates, Grants, and Other Direct Incentives	Rebate Processing, Inspections, and Other Quality Control	Evaluation and Related Research
TRUE Grant	\$0.00	\$0.00	\$0.00	\$0.00	\$0.00	\$0.00	\$0.00
<b>TOTAL</b>	<b>\$0.00</b>	<b>\$0.00</b>	<b>\$0.00</b>	<b>\$0.00</b>	<b>\$0.00</b>	<b>\$0.00</b>	<b>\$0.00</b>
<b>Percent of Total</b>	<b>0.00%</b>	<b>0.00%</b>	<b>0.00%</b>	<b>0.00%</b>	<b>0.00%</b>	<b>0.00%</b>	<b>0.00%</b>

**New Jersey's Clean Energy Program**  
*Tracking Metrics for Fiscal Year 2015*

**Statewide Summary: Energy Efficiency Programs**  
**Reporting Period: 07-01-2014 thru 12-31-2014**

<b>Program - Tracking Metric</b>	<b>Actual YTD</b>
<b>RESIDENTIAL PROGRAMS</b>	
Residential HVAC - <i>COOL Advantage Completed Applications</i>	1,408
Residential HVAC - <i>WARM Advantage Completed Applications</i>	5,883
Residential New Construction - <i>Enrollments</i>	2,185
Residential New Construction - <i>Completions</i>	1,287
Energy Efficient Products - <i>Change a Light - CFLs and LEDs Distributed</i>	2,381,293
Energy Efficiency Products - <i>Clothes Washer Applications Completed</i>	9,950
Energy Efficiency Products - <i>Large Appliance Recycling Applications Completed</i>	5,729
Energy Efficiency Products - <i>Consumer Electronics Applications Completed</i>	0
Energy Efficiency Products - <i>Refrigerator Applications Completed</i>	1,770
Home Performance with ENERGY STAR - <i>Tier 2 Enrollments</i>	291
Home Performance with ENERGY STAR - <i>Tier 2 Completions</i>	220
Home Performance with ENERGY STAR - <i>Tier 3 Enrollments</i>	3,378
Home Performance with ENERGY STAR - <i>Tier 3 Completions</i>	2,722
<b>RESIDENTIAL LOW INCOME PROGRAMS</b>	
Comfort Partners - <i>Homes Completed</i>	2,885
<b>COMMERCIAL &amp; INDUSTRIAL PROGRAMS</b>	
C&I New Construction - <i>Applications Approved</i>	54
C&I New Construction - <i>Applications Completed</i>	12
C&I Retrofit - <i>Applications Completed</i>	1,586
Pay-for Performance New Construction - <i>Proposed ERP Approvals</i>	7
Pay-for Performance New Construction - <i>As Built Energy Reduction Plans Completed</i>	8
Pay-for Performance New Construction - <i>Commissioning Reports Completed</i>	4
Pay-for Performance - <i>Approved Energy Reduction Plans</i>	20
Pay-for Performance - <i>Installations Completed (Non-CHP)</i>	21
Pay-for Performance - <i>Installations Completed (CHP)</i>	0
Pay-for Performance - <i>M&amp;V Reports Completed</i>	13
Local Government Energy Audit - <i>Audits Reviewed and Processed</i>	136
Local Government Energy Audit - <i>Audits Rebated</i>	118
Direct Install - <i>Applications Completed</i>	679
Large Energy Users Program - <i>Approved FEEPs</i>	3



























**New Jersey's Clean Energy Program**  
*Tracking Metrics for Fiscal Year 2015*

**Statewide Summary: CHP-Fuel Cell / Renewable Energy / EDA Programs**  
**Reporting Period: 07-01-2014 thru 12-31-2014**

<b>Program - Tracking Metric</b>	<b>Actual YTD</b>
<b>C&amp;I CHP-FUEL CELL PROGRAMS</b>	
CHP-Fuel Cell: Large and Small - <i>Approved Applications</i>	2
CHP-Fuel Cell: Large and Small - <i>Completed Installations</i>	1
<b>RENEWABLE PROGRAMS</b>	
Renewable Energy Program: Grid Connected (REDI) - <i>Completed Grants</i>	0
Renewable Energy Program: Grid Connected (REDI) - <i>Number of Open Grants</i>	1
Renewable Energy Incentive Program (REIP) - <i>Applications Completed</i>	0
SREC Registration - <i>Applications Accepted</i>	6,453
SREC Registration - <i>Applications Completed</i>	3,577
Edison Innovation Clean Energy Fund (CST) - <i>Completed Grants</i>	1
Edison Innovation Clean Energy Fund (CST) - <i>Number of Open Grants</i>	0
<b>EDA PROGRAMS</b>	
Edison Innovation Clean Energy Manufacturing Fund (CEMF) - <i>Completed Grants</i>	0
Edison Innovation Clean Energy Manufacturing Fund (CEMF) - <i>Number of Open Grants</i>	4
Edison Innovation Green Growth Fund (EIGGF) - <i>Completed Grants</i>	0
Edison Innovation Green Growth Fund (EIGGF) - <i>Number of Open Grants</i>	2
Large Scale CHP/Fuel Cells - <i>Number of Approved Grants</i>	0
Large Scale CHP/Fuel Cells - <i>Number of Completed Grants</i>	0
Large Scale CHP/Fuel Cells - <i>Number of Open Grants</i>	5

**New Jersey's Clean Energy Program**  
**Electric Energy Savings vs. Annual Goals for Fiscal Year 2015**

Statewide Summary: Energy Efficiency Programs  
 Reporting Period: 07-01-2014 thru 12-31-2014  
 (Energy Savings)

Program	Annual Savings			Lifetime Savings		
	Annual Goal	Actual YTD	Actual YTD as % of Goal	Annual Goal	Actual YTD	Actual YTD as % of Goal
	MWh	MWh	%	MWh	MWh	%
<b>RESIDENTIAL PROGRAMS</b>						
Residential HVAC - Electric & Gas	8,366	2,020	 24%	159,190	35,070	 22%
Residential New Construction	18,148	1,997	 11%	362,964	40,012	 11%
Energy Efficient Products (All Products)	244,690	87,678	 36%	1,339,454	773,848	 58%
Home Performance with ENERGY STAR	2,077	2,398	 115%	41,549	40,320	 97%
<b>Sub-Total: Residential EE Programs</b>	<b>273,281</b>	<b>94,093</b>	 <b>34%</b>	<b>1,903,157</b>	<b>889,250</b>	 <b>47%</b>
<b>COMMERCIAL &amp; INDUSTRIAL PROGRAMS</b>						
C&I New Construction	6,317	2,904	 46%	113,701	45,700	 40%
C&I Retrofit	152,945	83,347	 54%	2,294,179	1,572,749	 69%
Pay-for-Performance New Construction	515	4,473	 869%	9,274	82,536	 890%
Pay-for Performance	19,416	9,736	 50%	291,244	159,348	 55%
Direct Install	29,095	22,795	 78%	436,424	328,980	 75%
Large Energy Users Program	12,303	10,897	 89%	184,540	196,153	 106%
<b>Sub-Total: C&amp;I Programs</b>	<b>220,591</b>	<b>134,152</b>	 <b>61%</b>	<b>3,329,362</b>	<b>2,385,466</b>	 <b>72%</b>
<b>TOTAL Energy Efficiency Programs</b>	<b>493,872</b>	<b>228,245</b>	 <b>46%</b>	<b>5,232,519</b>	<b>3,274,716</b>	 <b>63%</b>

**New Jersey's Clean Energy Program**  
*Electric Energy Savings vs. Annual Goals for Fiscal Year 2015*

Statewide Summary: All CHP/Fuel Cell Programs  
 Reporting Period: 07-01-2014 thru 12-31-2014  
 (Energy Savings)























Program	Annual Savings			Lifetime Savings		
	Annual Goal	Actual YTD	Actual YTD as % of Goal	Annual Goal	Actual YTD	Actual YTD as % of Goal
	MWh	MWh	%	MWh	MWh	%
CHP-Fuel Cell: Large and Small	2	0	0%	4	0	0%
<b>TOTAL CHP</b>	<b>2</b>	<b>0</b>	<b>0%</b>	<b>4</b>	<b>0</b>	<b>0%</b>

**New Jersey's Clean Energy Program**  
**Gas Energy Savings vs. Annual Goals for Fiscal Year 2015**

**Statewide Summary: Energy Efficiency Programs**

Reporting Period: 07-01-2014 thru 12-31-2014





(Energy Savings)

Program	Annual Savings			Lifetime Savings		
	Annual Goal	Actual YTD	Actual YTD as % of Goal	Annual Goal	Actual YTD	Actual YTD as % of Goal
	DTh	DTh	%	DTh	DTh	%
<b>RESIDENTIAL PROGRAMS</b>						
Residential HVAC - Electric & Gas	226,876	73,495	 32%	4,425,168	1,392,239	 31%
Residential New Construction	206,540	18,365	 9%	4,130,803	366,324	 9%
Energy Efficient Products (Clothes Washers Only)	22,102	8,955	 41%	243,119	98,505	 41%
Home Performance with ENERGY STAR	100,905	59,848	 59%	2,018,104	1,394,855	 69%
<b>Sub-Total: Residential EE Programs</b>	<b>556,423</b>	<b>160,663</b>	 <b>29%</b>	<b>10,817,194</b>	<b>3,251,922</b>	 <b>30%</b>
<b>COMMERCIAL &amp; INDUSTRIAL PROGRAMS</b>						
C&I New Construction	5,285	0	0%	95,129	0	0%
C&I Retrofit	92,791	64,695	 70%	1,391,863	1,206,441	 87%
Pay-for-Performance New Construction	252	931	 369%	4,530	48,192	 1064%
Pay-for Performance	152,729	62,331	 41%	2,290,931	1,121,581	 49%
Direct Install	69,897	58,789	 84%	1,048,453	941,579	 90%
Large Energy Users Program	27,849	0	0%	417,740	0	0%
<b>Sub-Total: C&amp;I Programs</b>	<b>348,803</b>	<b>186,746</b>	 <b>54%</b>	<b>5,248,646</b>	<b>3,317,793</b>	 <b>63%</b>
<b>TOTAL Energy Efficiency Programs</b>	<b>905,226</b>	<b>347,409</b>	 <b>38%</b>	<b>16,065,840</b>	<b>6,569,715</b>	 <b>41%</b>



**New Jersey's Clean Energy Program**  
*Gas Energy Savings vs. Annual Goals for Fiscal Year 2015*

Statewide Summary: All CHP/Fuel Cell Programs  
 Reporting Period: 07-01-2014 thru 12-31-2014  
 (Energy Savings)

Program	Annual Savings			Lifetime Savings		
	Annual Goal	Actual YTD	Actual YTD as % of Goal	Annual Goal	Actual YTD	Actual YTD as % of Goal
	DTh	DTh	%	DTh	DTh	%
CHP-Fuel Cell: Large and Small	43,048	13,059	 30%	516,574	156,708	 30%
<b>TOTAL CHP</b>	<b>43,048</b>	<b>13,059</b>	 <b>30%</b>	<b>516,574</b>	<b>156,708</b>	 <b>30%</b>

**New Jersey's Clean Energy Program**  
*Electric Savings for Fiscal Year 2015*

Statewide Summary: Energy Efficiency Programs Reporting Period: 07-01-2014 thru 12-31-2014 (Energy Savings)	Demand Savings			Annual Savings			Lifetime Savings		
	Installed	Committed	Installed and Committed	Installed	Committed	Installed and Committed	Installed	Committed	Installed and Committed
Program	kW	kW	kW	MWh	MWh	MWh	MWh	MWh	MWh
<b>RESIDENTIAL PROGRAMS</b>									
Residential HVAC - Electric & Gas	662		662	2,020		2,020	35,070		35,070
Residential New Construction	35,848	158,755	194,603	1,997	8,843	10,840	40,012	177,442	217,454
Energy Efficient Products (All Products)	9,324		9,324	87,678		87,678	773,848		773,848
<i>Energy Star Clothes Washers</i>	169		169	1,274		1,274	14,010		14,010
<i>Energy Star Refrigerators</i>	27		27	232		232	2,782		2,782
<i>Energy Efficient Lighting</i>	7,810		7,810	80,728		80,728	713,497		713,497
<i>Refrigerator/Freezer Recycling Program</i>	1,318		1,318	5,445		5,445	43,559		43,559
<i>Consumer Electronics</i>	0		0	0		0	0		0
Home Performance with ENERGY STAR	892	1,055	1,947	2,398	2,835	5,232	40,320	47,674	87,995
<b>Sub-Total: Residential EE Programs</b>	<b>46,726</b>	<b>159,810</b>	<b>206,535</b>	<b>94,093</b>	<b>11,678</b>	<b>105,770</b>	<b>889,250</b>	<b>225,116</b>	<b>1,114,366</b>
<b>RESIDENTIAL LOW INCOME PROGRAMS</b>									
Comfort Partners	253		253	2,192		2,192	20,178		20,178
<b>Sub-Total: Residential Low Income Programs</b>	<b>253</b>		<b>253</b>	<b>2,192</b>		<b>2,192</b>	<b>20,178</b>		<b>20,178</b>
<b>COMMERCIAL &amp; INDUSTRIAL PROGRAMS</b>									
C&I New Construction	349	1,044	1,393	2,904	7,774	10,678	45,700	118,238	163,938
C&I Retrofit	13,762	37,702	51,464	83,347	198,280	281,627	1,572,749	2,917,943	4,490,692
Pay-for-Performance New Construction	2,936	5,041	7,977	4,473	13,222	17,695	82,536	236,927	319,463
Pay-for Performance	2,899	8,176	11,075	9,736	28,569	38,305	159,348	516,713	676,061
Direct Install	5,870	5,515	11,385	22,795	20,967	43,762	328,980	306,892	635,872
Large Energy Users Program	760	975	1,735	10,897	9,966	20,863	196,153	167,562	363,715
<b>Sub-Total: C&amp;I Programs</b>	<b>26,576</b>	<b>58,453</b>	<b>85,029</b>	<b>134,152</b>	<b>278,778</b>	<b>412,930</b>	<b>2,385,466</b>	<b>4,264,275</b>	<b>6,649,741</b>
<b>TOTAL Energy Efficiency Programs</b>	<b>73,554</b>	<b>218,263</b>	<b>291,817</b>	<b>230,436</b>	<b>290,456</b>	<b>520,892</b>	<b>3,294,894</b>	<b>4,489,391</b>	<b>7,784,285</b>

**New Jersey's Clean Energy Program**  
*Electric Savings for Fiscal Year 2015*

Statewide Summary: All CHP/Fuel Cell Programs  
 Reporting Period: 07-01-2014 thru 12-31-2014  
 (Energy Savings)

Program	Demand Savings			Annual Savings			Lifetime Savings		
	Installed kW	Committed kW	Installed and Committed kW	Installed MWh	Committed MWh	Installed and Committed MWh	Installed MWh	Committed MWh	Installed and Committed MWh
CHP-Fuel Cell: Large and Small	0	0	0	0	0	0	0	0	0
Large Scale CHP/Fuel Cells <sup>(1)</sup>	0	0	0	0	0	0	0	0	0
<b>TOTAL CHP</b>	<b>0</b>	<b>0</b>	<b>0</b>	<b>0</b>	<b>0</b>	<b>0</b>	<b>0</b>	<b>0</b>	<b>0</b>

(1) The committed energy savings listed above for EDA's LSCHP program **DO NOT** include savings for New CMC, Inc., Verizon and Clara Maass Medical Center. This information will be added to the report as soon as it becomes available.

**New Jersey's Clean Energy Program**  
**CHP Electric Generation for Fiscal Year 2015**

Statewide Summary: All CHP/Fuel Cell Programs Reporting Period: 07-01-2014 thru 12-31-2014 (Electric Generation)	Capacity			Annual Generation			Lifetime Generation		
	Installed	Committed	Installed and Committed	Installed	Committed	Installed and Committed	Installed	Committed	Installed and Committed
	kW	kW	kW	MWh	MWh	MWh	MWh	MWh	MWh
CHP-Fuel Cell: Large and Small Large Scale CHP/Fuel Cells <sup>(1)</sup>	225 0	9,708 7,110	9,933 7,110	1,872 0	78,710 56,801	80,582 56,801	22,469 0	1,332,228 803,148	1,354,697 803,148
<b>TOTAL CHP</b>	<b>225</b>	<b>16,818</b>	<b>17,043</b>	<b>1,872</b>	<b>135,511</b>	<b>137,383</b>	<b>22,469</b>	<b>2,135,376</b>	<b>2,157,845</b>

*(1) The committed energy generation listed above for EDA's LSCHP program **DO NOT** include savings for New CMC, Inc., Verizon and Clara Maass Medical Center. This information will be added to the report as soon as it becomes available.*

**New Jersey's Clean Energy Program**  
*RE Electric Generation for Fiscal Year 2015*

Statewide Summary: Renewable Energy Programs Reporting Period: 07-01-2014 thru 12-31-2014 (Electric Generation)	Capacity			Annual Generation			Lifetime Generation		
	Installed	Committed	Installed and Committed	Installed	Committed	Installed and Committed	Installed	Committed	Installed and Committed
	kW	kW	kW	MWh	MWh	MWh	MWh	MWh	MWh
<b>Program</b>									
Renewable Energy Incentive Program (REIP)	0	4,060	4,060	0	24,896	24,896	0	497,920	497,920
SREC Registration	112,727	345,849	458,576	135,273	415,019	550,292	2,705,460	8,300,380	11,005,840
<b>TOTAL Renewable Energy Programs</b>	<b>112,727</b>	<b>349,909</b>	<b>462,636</b>	<b>135,273</b>	<b>439,915</b>	<b>575,188</b>	<b>2,705,460</b>	<b>8,798,300</b>	<b>11,503,760</b>

*Note: Generation for the GRID Connected project was reported in FY14 which was the year it became operational*

**New Jersey's Clean Energy Program**  
**Gas Savings for Fiscal Year 2015**

Statewide Summary: Energy Efficiency Programs Reporting Period: 07-01-2014 thru 12-31-2014 (Energy Savings)	Annual Savings			Lifetime Savings		
	Installed	Committed	Installed and Committed	Installed	Committed	Installed and Committed
	DTh	DTh	DTh	DTh	DTh	DTh
<b>RESIDENTIAL PROGRAMS</b>						
Residential HVAC - Electric & Gas	73,495		73,495	1,392,239		1,392,239
Residential New Construction	18,365	81,332	99,697	366,324	1,622,291	1,988,615
Energy Efficient Products (Clothes Washers Only)	8,955		8,955	98,505		98,505
Home Performance with ENERGY STAR	59,848	70,763	130,611	1,394,855	1,649,251	3,044,106
<b>Sub-Total: Residential EE Programs</b>	<b>160,663</b>	<b>152,095</b>	<b>312,758</b>	<b>3,251,922</b>	<b>3,271,542</b>	<b>6,523,464</b>
<b>RESIDENTIAL LOW INCOME PROGRAMS</b>						
Comfort Partners	20,768		20,768	304,534		304,534
<b>Sub-Total: Residential Low Income Programs</b>	<b>20,768</b>		<b>20,768</b>	<b>304,534</b>		<b>304,534</b>
<b>COMMERCIAL &amp; INDUSTRIAL PROGRAMS</b>						
C&I New Construction	0	8,680	8,680	0	153,625	153,625
C&I Retrofit	64,695	74,674	139,369	1,206,441	1,478,516	2,684,957
Pay-for-Performance New Construction	931	33,782	34,713	48,192	592,062	640,254
Pay-for Performance	62,331	143,156	205,487	1,121,581	2,564,149	3,685,730
Direct Install	58,789	53,694	112,483	941,579	844,278	1,785,857
Large Energy Users Program	0	30,346	30,346	0	571,655	571,655
<b>Sub-Total: C&amp;I Programs</b>	<b>186,746</b>	<b>344,332</b>	<b>531,078</b>	<b>3,317,793</b>	<b>6,204,285</b>	<b>9,522,078</b>
<b>TOTAL Energy Efficiency Programs</b>	<b>368,177</b>	<b>496,427</b>	<b>864,604</b>	<b>6,874,249</b>	<b>9,475,827</b>	<b>16,350,076</b>

**New Jersey's Clean Energy Program**  
**Gas Savings for Fiscal Year 2015**

Statewide Summary: All CHP/Fuel Cell Programs  
 Reporting Period: 07-01-2014 thru 12-31-2014  
 (Energy Savings)

Program	Annual Savings			Lifetime Savings		
	Installed	Committed	Installed and Committed	Installed	Committed	Installed and Committed
	DTh	DTh	DTh	DTh	DTh	DTh
CHP-Fuel Cell: Large and Small	13,059	259,041	272,100	156,708	4,776,532	4,933,240
Large Scale CHP/Fuel Cells <sup>(1)</sup>	0	201,463	201,463	0	2,791,350	2,791,350
<b>TOTAL CHP</b>	<b>13,059</b>	<b>460,504</b>	<b>473,563</b>	<b>156,708</b>	<b>7,567,882</b>	<b>7,724,590</b>

(1) The committed natural gas savings listed above for EDA's LSCHP program **DO NOT** include savings for New CMC, Inc., Verizon and Clara Maass Medical Center. This information will be added to the report as soon as it becomes available.

**New Jersey's Clean Energy Program**  
*Emissions Reductions for Fiscal Year 2015*

Statewide Summary: New Jersey's Clean Energy Program  
 Reporting Period: 07-01-2014 thru 12-31-2014

Program	Annual Emissions Reductions				Lifetime Emissions Reductions			
	CO <sub>2</sub> (metric tons)	NO <sub>x</sub> (metric tons)	SO <sub>2</sub> (metric tons)	Hg (grams)	CO <sub>2</sub> (metric tons)	NO <sub>x</sub> (metric tons)	SO <sub>2</sub> (metric tons)	Hg (grams)
Energy Efficiency Programs (Electric)	116,453	100	231	486	1,665,105	1,423	3,310	6,952
Energy Efficiency Programs (Gas)	19,580	15			365,585	287		
All CHP/Fuel Cell Programs	602	1	1	4	7,229	16	18	47
Renewable Energy Programs	68,361	58	136	285	1,367,229	1,168	2,718	5,709
<b>TOTAL - All Programs</b>	<b>204,997</b>	<b>175</b>	<b>369</b>	<b>776</b>	<b>3,405,147</b>	<b>2,895</b>	<b>6,046</b>	<b>12,708</b>



**New Jersey's Clean Energy Program**  
Emissions Reductions for Fiscal Year 2015

Statewide Summary: Energy Efficiency Programs (Electric)  
Reporting Period: 07-01-2014 thru 12-31-2014

Program	Annual Emissions Reductions				Lifetime Emissions Reductions			
	CO <sub>2</sub> (metric tons)	NO <sub>x</sub> (metric tons)	SO <sub>2</sub> (metric tons)	Hg (grams)	CO <sub>2</sub> (metric tons)	NO <sub>x</sub> (metric tons)	SO <sub>2</sub> (metric tons)	Hg (grams)
<b>RESIDENTIAL PROGRAMS</b>								
Residential HVAC - Electric & Gas	1,021	1	2	4	17,723	15	35	74
Residential New Construction	1,009	1	2	4	20,221	17	40	84.4259
Energy Efficient Products (All Products)	44,309	38	88	185	391,071	334	777	1,632.8190
<i>Energy Star Clothes Washers</i>	644	1	1	3	7,080	6	14	29.5603
<i>Energy Star Refrigerators</i>	117	0	0	0	1,406	1	3	5.8709
<i>Energy Efficient Lighting</i>	40,797	35	81	170	360,572	308	717	1,505.4789
<i>Refrigerator/Freezer Recycling Program</i>	2,752	2	5	11	22,013	19	44	91.9089
<i>Consumer Electronics</i>	0	0	0	0	0	0	0	0.0000
Home Performance with ENERGY STAR	1,212	1	2	5	20,376	17	41	85.0762
<b>Sub-Total: Residential EE Programs</b>	<b>47,551</b>	<b>41</b>	<b>95</b>	<b>199</b>	<b>449,391</b>	<b>384</b>	<b>893</b>	<b>1,876</b>
<b>RESIDENTIAL LOW INCOME PROGRAMS</b>								
Comfort Partners	1,108	1	2	5	10,197	9	20	43
<b>Sub-Total: Residential Low Income Programs</b>	<b>1,108</b>	<b>1</b>	<b>2</b>	<b>5</b>	<b>10,197</b>	<b>9</b>	<b>20</b>	<b>43</b>
<b>COMMERCIAL &amp; INDUSTRIAL PROGRAMS</b>								
C&I New Construction	1,468	1	3	6	23,095	20	46	96
C&I Retrofit	42,120	36	84	176	794,803	679	1,580	3,319
Pay-for-Performance New Construction	2,260	2	4	9	41,710	36	83	174
Pay-for-Performance <sup>(1)</sup>	4,920	4	10	21	80,528	69	160	336
Direct Install	11,520	10	23	48	166,253	142	330	694
Large Energy Users Program	5,507	5	11	23	99,128	85	197	414
<b>Sub-Total: C&amp;I Programs</b>	<b>67,795</b>	<b>58</b>	<b>135</b>	<b>283</b>	<b>1,205,517</b>	<b>1,030</b>	<b>2,396</b>	<b>5,033</b>
<b>TOTAL Energy Efficiency Programs</b>	<b>116,453</b>	<b>100</b>	<b>231</b>	<b>486</b>	<b>1,665,105</b>	<b>1,423</b>	<b>3,310</b>	<b>6,952</b>

(1) The numbers listed above for Pay-for-Performance include emissions reductions from P4P projects that **DO NOT** include CHP.

**New Jersey's Clean Energy Program**  
*Emissions Reductions for Fiscal Year 2015*

Statewide Summary: Energy Efficiency Programs (Gas) Reporting Period: 07-01-2014 thru 12-31-2014	Annual Emissions Reductions		Lifetime Emissions Reductions	
	CO <sub>2</sub> (metric tons)	NO <sub>x</sub> (metric tons)	CO <sub>2</sub> (metric tons)	NO <sub>x</sub> (metric tons)
<b>Program</b>				
<b>RESIDENTIAL PROGRAMS</b>				
Residential HVAC - Electric & Gas	3,909	3	74,042	58
Residential New Construction	977	1	19,482	15
Energy Efficient Products (Clothes Washers Only)	476	0	5,239	4
Home Performance with ENERGY STAR	3,183	3	74,181	58
<b>Sub-Total: Residential EE Programs</b>	<b>8,544</b>	<b>7</b>	<b>172,943</b>	<b>136</b>
<b>RESIDENTIAL LOW INCOME PROGRAMS</b>				
Comfort Partners	1,104	1	16,196	13
<b>Sub-Total: Residential Low Income Programs</b>	<b>1,104</b>	<b>1</b>	<b>16,196</b>	<b>13</b>
<b>COMMERCIAL &amp; INDUSTRIAL PROGRAMS</b>				
C&I New Construction	0	0	0	0
C&I Retrofit	3,441	3	64,161	50
Pay-for-Performance New Construction	50	0	2,563	2
Pay-for-Performance <sup>(1)</sup>	3,315	3	59,648	47
Direct Install	3,127	2	50,075	39
Large Energy Users Program	0	0	0	0
<b>Sub-Total: C&amp;I Programs</b>	<b>9,931</b>	<b>8</b>	<b>176,446</b>	<b>139</b>
<b>TOTAL Energy Efficiency Programs</b>	<b>19,580</b>	<b>15</b>	<b>365,585</b>	<b>287</b>

(1) The numbers listed above for Pay-for-Performance include emissions reductions from P4P projects that **DO NOT** include CHP.

**New Jersey's Clean Energy Program**  
*Emissions Reductions for Fiscal Year 2015*

Statewide Summary: All CHP/Fuel Cell Programs  
 Reporting Period: 07-01-2014 thru 12-31-2014

Program	Annual Emissions Reductions				Lifetime Emissions Reductions			
	CO <sub>2</sub> (metric tons)	NO <sub>x</sub> (metric tons)	SO <sub>2</sub> (metric tons)	Hg (grams)	CO <sub>2</sub> (metric tons)	NO <sub>x</sub> (metric tons)	SO <sub>2</sub> (metric tons)	Hg (grams)
CHP-Fuel Cell: Large and Small	602	1	1	4	7,229	16	18	47
Large Scale CHP/Fuel Cells	0	0	0	0	0	0	0	0
<b>TOTAL All CHP/Fuel Cell Programs</b>	<b>602</b>	<b>1</b>	<b>1</b>	<b>4</b>	<b>7,229</b>	<b>16</b>	<b>18</b>	<b>47</b>

**New Jersey's Clean Energy Program**  
*Emissions Reductions for Fiscal Year 2015*

Statewide Summary: Renewable Energy Programs  
 Reporting Period: 07-01-2014 thru 12-31-2014

Program	Annual Emissions Reductions				Lifetime Emissions Reductions			
	CO <sub>2</sub> (metric tons)	NO <sub>x</sub> (metric tons)	SO <sub>2</sub> (metric tons)	Hg (grams)	CO <sub>2</sub> (metric tons)	NO <sub>x</sub> (metric tons)	SO <sub>2</sub> (metric tons)	Hg (grams)
Renewable Energy Incentive Program (REIP)	0	0	0	0	0	0	0	0
SREC Registration	68,361	58	136	285	1,367,229	1,168	2,718	5,709
<b>TOTAL Renewable Energy Programs</b>	<b>68,361</b>	<b>58</b>	<b>136</b>	<b>285</b>	<b>1,367,229</b>	<b>1,168</b>	<b>2,718</b>	<b>5,709</b>

Notes	
1	For Residential New Construction actual participation figures represent results reported by Honeywell and electric utilities only. For Utility Comfort Partners actual participation figures represent results reported by electric utilities only.
2	Expenses for the REC Certificates/SREC Program are reported in the Renewable Energy Incentive Program (REIP) worksheets. The capacity, generation and emissions reductions for the REC Certificate/SREC Program are reported separately from the Renewable Energy Incentive Program (REIP).

Definitions	
1	A <b>commitment</b> exists where the associated customer has received a letter of commitment or other signed agreement from the NJCEP and the project is slated for completion prior to an expiration date. Once completed and paid, a committed project is shifted from "Committed" to "Installed". Committed figures are adjusted to reflect any commitments that are cancelled.
2	<b>Committed Expenditures</b> are those expenditures related to commitments made in the reporting period, but not expected to arise until some future reporting period. A committed expenditure may also be represented by a contractor who has completed the work, but has yet to be paid.
3	<b>Administration and Program Development Expenditures</b> are direct labor and employee overhead costs incurred in developing and managing the New Jersey's Clean Energy Programs by the NJBPU's Office of Clean Energy, the utility program managers, the Economic Development Authority, or any other program manager, except those costs that are appropriately allocated to any of the other expense categories described below, plus the costs of facilities (including telephone, computers, supplies, etc.) and legal support services. For the NJCEP Market Managers, Administration and Program Development Expenditures are those costs identified in the market manager contracts as "Program Administration" costs.
4	<b>Sales, Call Centers, Marketing and Website Expenditures</b> <b>- Sales and Call Center Expenditures</b> are expenses related to the enrollment of program participants and in working with trade allies. This category includes activities that close leads and those that involve direct interaction with customers, either in person or over the telephone. It also includes inbound and outbound telemarketing and call center activities. <b>- Marketing and Website Expenditures</b> are costs incurred for advertising, promotions, third-party or internal marketing, advertising agency activities and services, postage, and exhibits and trade shows. Marketing activities are those that generate leads and general program awareness and include the development and production of collateral materials such as brochures, direct mail materials, etc.
5	<b>Training Expenditures</b> are costs related to training including the planning and execution of training events, seminar materials, etc.
6	<b>Rebates, Grants and Other Direct Incentives</b> are rebates and other direct incentives paid to participating customers, along with the cost of any measures installed in customer homes, and any payments made pursuant to any Clean Energy Program grant.
7	<b>Rebate Processing, Inspections and Other Quality Control Expenditures</b> are costs incurred in processing and tracking rebate, grant and other program applications and payments, and in inspecting qualified projects to ensure compliance with program requirements and other quality control measures.
8	<b>Evaluation and Related Research Expenditures</b> are costs related to market research and program evaluation, including the collection and input of information, technical support, collaborative input, process support, and any required outside studies.
9	<b>Performance Incentives</b> are costs related to any performance incentives awarded to Market Managers or other program managers pursuant to an NJBPU Order.
10	<b>Installed Savings</b> represents the savings accrued as a result of the initiation of a given program and the installation of recorded measures.
11	<b>Committed Savings</b> represents the savings that will accrue from commitments for program participation made in the reporting period, but scheduled for installation in future reporting periods.
12	<b>Annual Savings</b> means the yearly (12 months) savings that will result from a measure installed or committed to during the program year.
13	<b>Lifetime Savings</b> means the savings to be accrued over the expected life of a measure installed or committed to during the program year.
14	<b>DEP Emissions Reduction Factors</b> for electric programs are as follows: - CO2 (Carbon Dioxide) emissions are reduced by 1,111.79 lbs per MWh saved - NOx (Nitric Oxide) emissions are reduced by 0.95 lbs. per MWh saved - SO2 (Sulfur Dioxide) emissions are reduced by 2.21 lbs per MWh saved - Hg (Mercury) emissions are reduced by 2.11 mg per MWh saved
15	<b>DEP Emissions Reduction Factors</b> for gas programs are as follows: - CO2 (Carbon Dioxide) emissions are reduced by 11.7 lbs per Therm saved - NOx (Nitric Oxide) emissions are reduced by .0092 lbs. per Therm saved

## Definitions (Cont'd)

16

**Units of Measure for Tracking Metrics:**

**RESIDENTIAL ENERGY EFFICIENCY PROGRAMS**

Residential HVAC

- COOL Advantage Completed Applications	=	Number of central air conditioners and heat pumps rebated
- WARM Advantage Completed Applications	=	Number of furnaces, boilers and hot water heaters rebated

Residential New Construction

- Enrollments	=	Number of homes enrolled with commitments to build to RNC efficiency standards
- Completions	=	Number of homes completed per RNC efficiency standards

Energy Efficient Products

- CFLs Distributed	=	Number of CFLs and Fixtures distributed
- Clothes Washer Applications Completed	=	Number of clothes washers rebated
- Large Appliance Recycling Applications Completed	=	Number of recycled large appliances rebated
- Consumer Electronics Applications Completed	=	Number of set-top boxes, televisions, etc. distributed
- Refrigerator Applications Completed	=	Number of refrigerators rebated

Home Performance with ENERGY STAR

- Tier 2 Enrollments	=	Number of homes approved to complete Tier 2 HPwES measures
- Tier 2 Completions	=	Number of homes that completed Tier 2 HPwES measures
- Tier 3 Enrollments	=	Number of homes approved to complete Tier 3 HPwES measures
- Tier 3 Completions	=	Number of homes that completed Tier 3 HPwES measures

**RESIDENTIAL LOW INCOME PROGRAMS**

Comfort Partners

- Homes Completed	=	Number of homes with electric measures installed (gas homes completed is a subset of electric homes completed)
-------------------	---	--

**COMMERCIAL & INDUSTRIAL PROGRAMS**

C&I New Construction

- Applications Approved	=	Number of applications approved
- Applications Completed	=	Number of applications rebated

C&I Retrofit

- Applications Completed	=	Number of applications rebated
--------------------------	---	--------------------------------

Pay-for-Performance - New Construction

- Proposed ERP Approval	=	Number of projects that have approved proposed ERPs
- As-Built Energy Reduction Plans Completed	=	Number of projects that have submitted As-Built ERPs
- Commissioning Reports Completed	=	Number of projects that have completed their commissioning report

Pay-for-Performance - Retrofit

- Approved Energy Reduction Plans	=	Number of projects that have approved ERPs
- Installations Completed (Non-CHP)	=	Number of projects that have completed installation of recommended measures where CHP is not included in the project scope.
- Installations Completed (CHP)	=	Number of projects that have completed installation of recommended measures where CHP is included in the project scope.
- M&V Reports Completed	=	Number of projects that have completed their measurement and verification report

Local Government Energy Audit

- Audits Reviewed and Processed	=	Number of audit applications reviewed and processed
- Audits Rebated	=	Number of audit applications rebated

Direct Install

- Applications Completed	=	Number of projects completed
--------------------------	---	------------------------------

Large Energy Users Program

- Approved FEEPs	=	Number of applications with approved Final Energy Efficiency Plans
------------------	---	--

**Definitions (Cont'd)**

16 (cont'd)	<b>C&amp;I CHP-FUEL CELL PROGRAMS</b>	
	CHP-Fuel Cell: Large and Small	
	- Approved Applications	= Number of applications approved
	- Completed Installations	= Number of applications that have completed installation of the CHP measures.
	<b>RENEWABLE ENERGY PROGRAMS</b>	
	Renewable Energy Incentive Program (REIP)	
	- Applications Completed	= Number of applications rebated
	SREC Registration Program	
	- Applications Accepted	= Number of applications accepted
	- Applications Completed	= Number of applications rebated
	Renewable Energy Program: Grid Connected (Formerly REDI)	
	- Completed Grants	= Number of grants that have been paid in full
	- Number of Open Grants	= Number of grants with outstanding commitments
	Edison Innovation Clean Energy Fund (CST)	
	- Completed Grants	= Number of grants that have been paid in full
	- Number of Open Grants	= Number of grants with outstanding commitments
	<b>EDA PROGRAMS</b>	
	Edison Innovation Clean Energy Manufacturing Fund (CEMF)	
	- Completed Grants	= Number of grants that have been paid in full
	- Number of Open Grants	= Number of grants with outstanding commitments
	Edison Innovation Green Growth Fund (EIGGF)	
	- Completed Grants/Loans	= Number of grants/loans that have been paid/disbursed in full
	- Number of Open Grants/Loans	= Number of grants/loans with outstanding commitments
	Large Scale CHP/Fuel Cells	
	- Number of Approved Grants	= Number of grants approved by the NJBPU
	- Completed Grants	= Number of grants that have been paid in full
	- Number of Open Grants	= Number of grants with outstanding commitments