



# BPU Program Updates: Progress to Goals (PTG) Report as of April – FY24

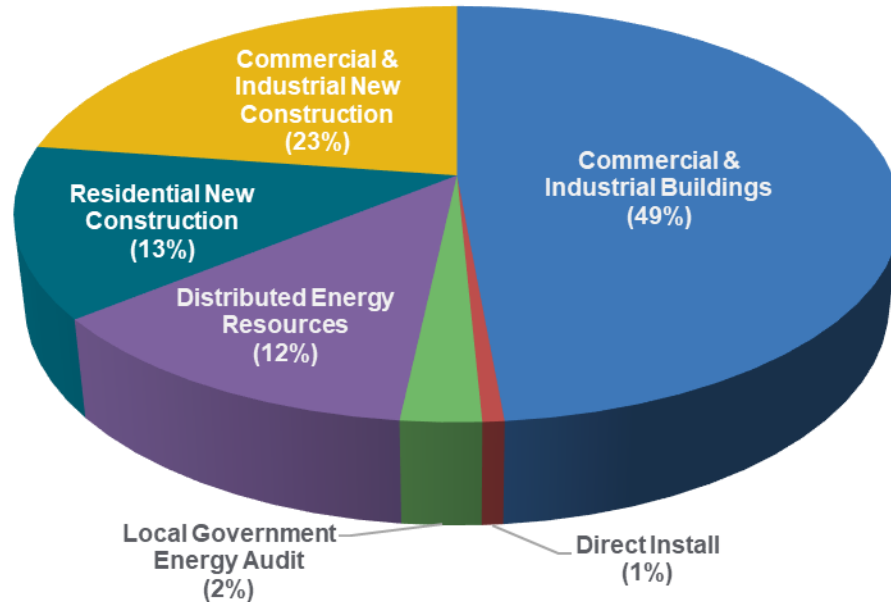


**Note:** The results presented here are preliminary and are subject to change.

# Budget Break-down by Program

## FY24 TRC Managed Programs

Incentive Budget: \$148,502,129



# Energy Efficiency Programs FY24

## NJCEP/TRC Managed

### Closed

- Residential Products & HVAC
- Residential Existing Homes
- Direct Install

### Closing Out

- C&I Buildings (existing buildings)
- SmartStart Retrofit
- Pay for Performance Existing Buildings
- School & Small Business Stimulus Program (federally funded)

## NJCEP/TRC Managed

### Open

- New Construction  
*Was: Residential New Construction, SmartStart New Construction, Pay for Performance New Construction, Customer Tailored Energy Efficiency Pilot New Construction*
- Large Energy Users
- Local Government Energy Audit
- Distributed Energy Resources

## BPU/Utility Managed

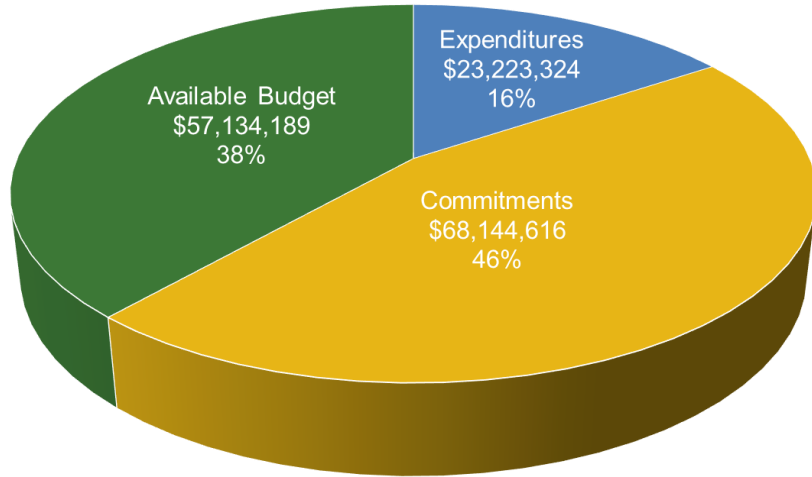
Comfort Partners



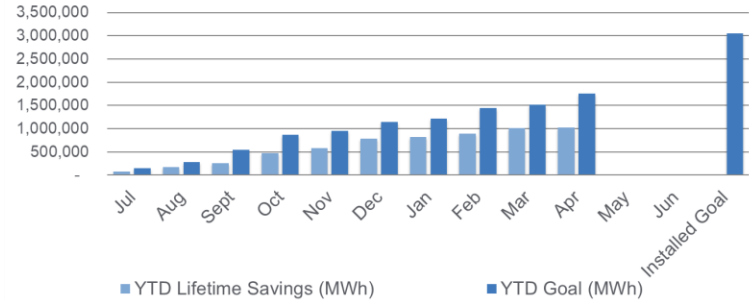
# Progress Towards Goals – TRC Managed Programs

## FY24 TRC Managed Programs

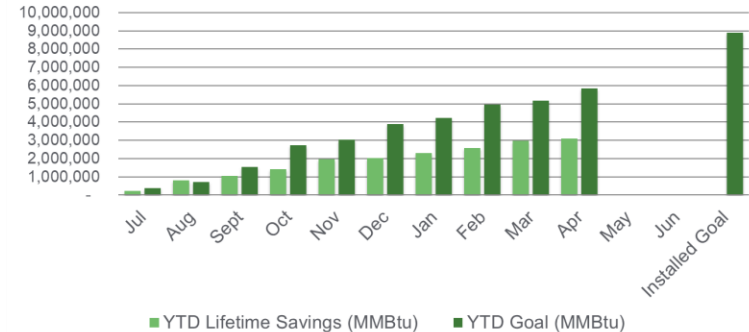
Incentive Budget: \$148,502,129



FY24 Overall Progress Towards TRC Managed Program Goals  
YTD Lifetime Electric Savings (MWh)

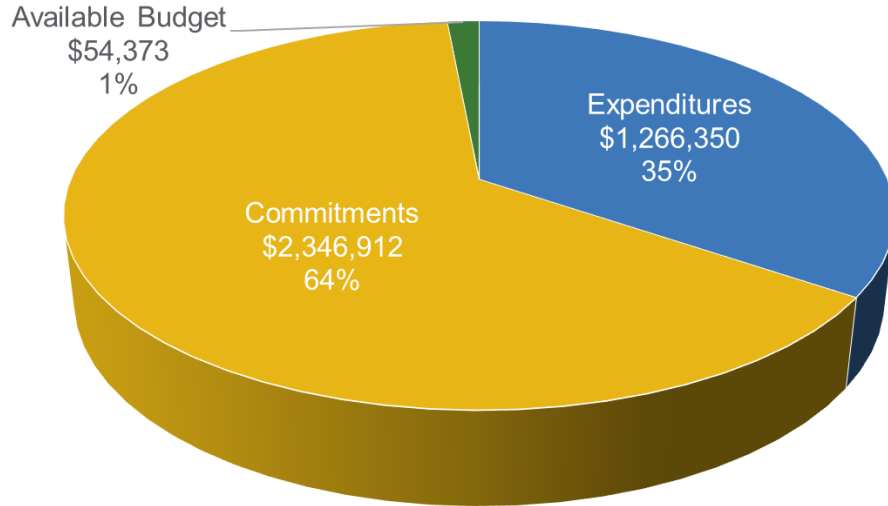


FY24 Overall Progress Towards TRC Managed Program Goals  
YTD Lifetime Gas Savings (MMBtu)



# Local Government Energy Audit (LGEA)

FY24 Incentive Budget: \$3,667,636



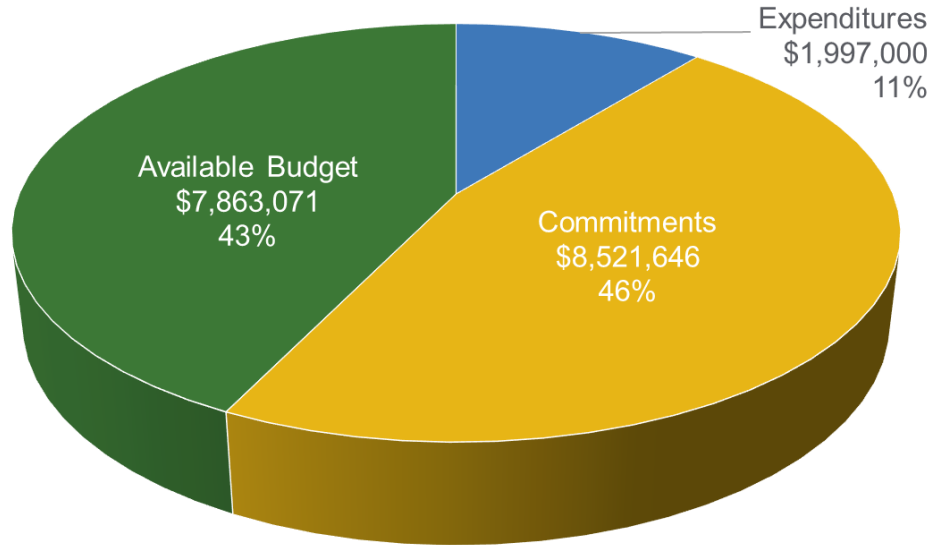
## Program Highlights

- Received: 2 applications this month 325 YTD
- Approved: 1 application this month 558 YTD
- Audited approximately 1,184,048 square feet
- Held 4 Exit Meeting for 68 sites (including additional scopes)
- Delivered Final Audit reports on 80 sites (4 entities)

# Distributed Energy Resources

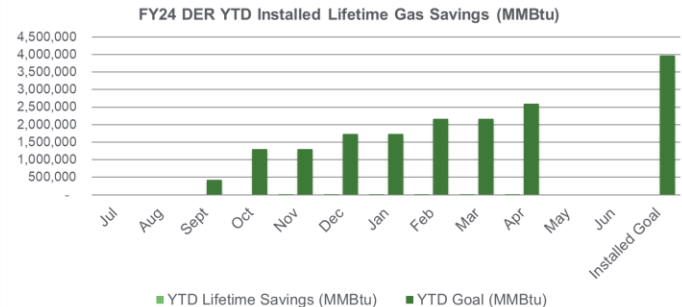
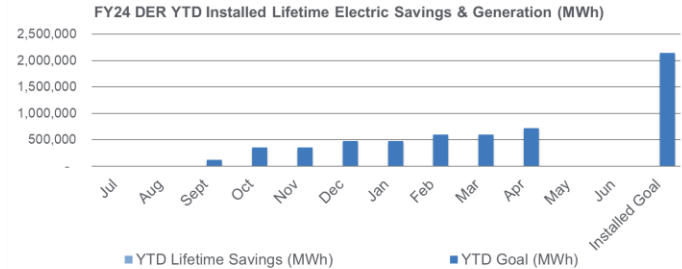
## CHP and Fuel Cells

FY24 Incentive Budget: \$18,381,717



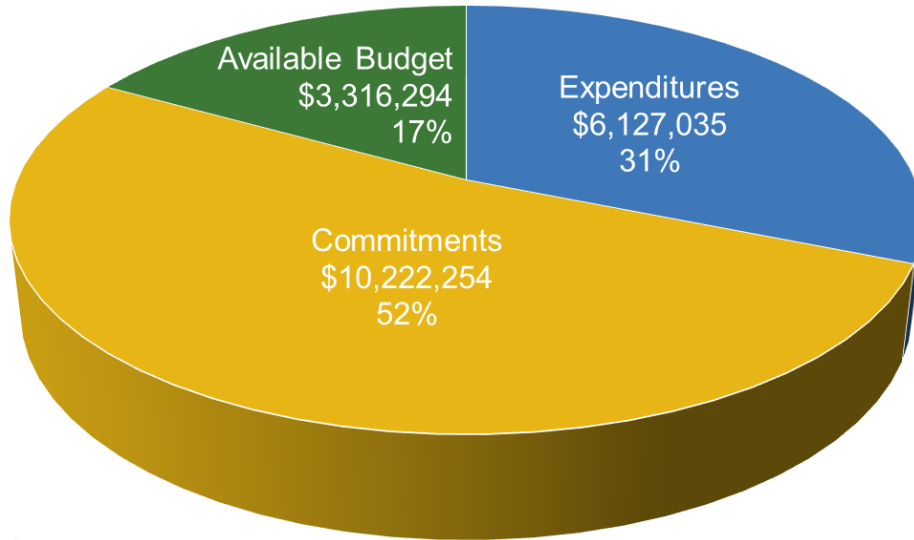
### Program Highlights

- Received: 0 applications this month 1 YTD
- Approved: 0 applications this month 5 YTD
- Completed: 0 installations this month 1 YTD



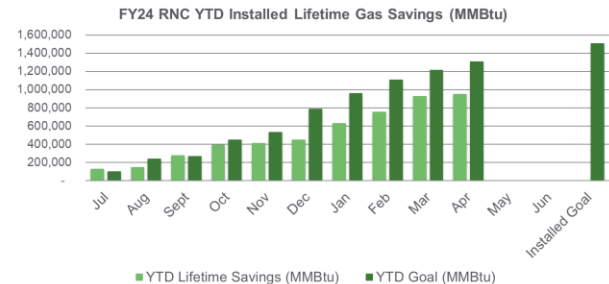
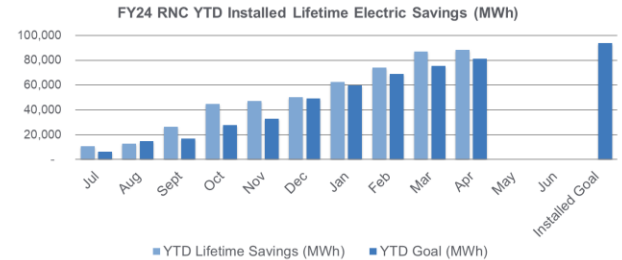
# New Construction Programs

## Residential New Construction FY24 Incentive Budget: \$19,665,582



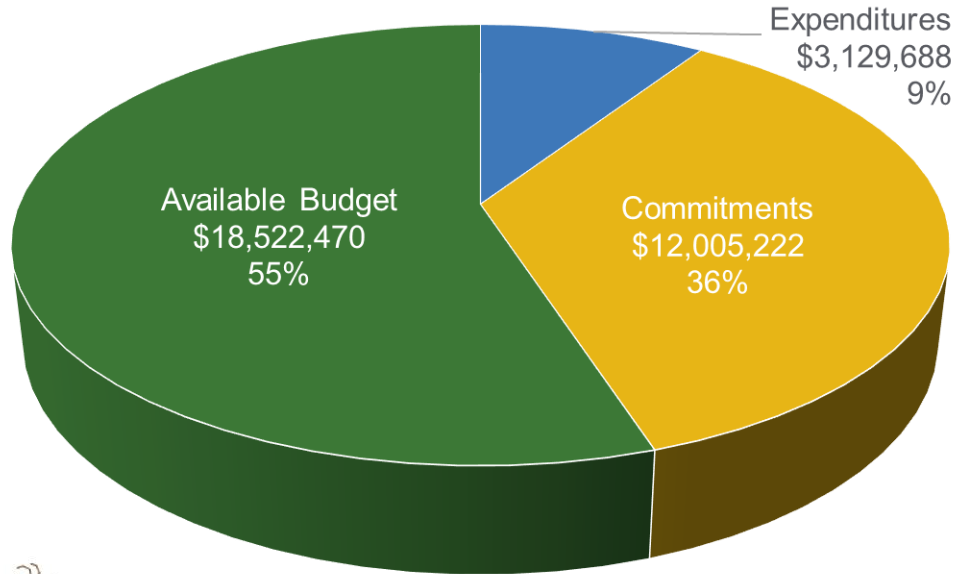
### Program Highlights

- Site Registrations Received: 541
- Site Registrations Approved: 530
- Incentive Applications Received: 164
- Incentive Applications Approved: 86
- Projects Cancelled: 28



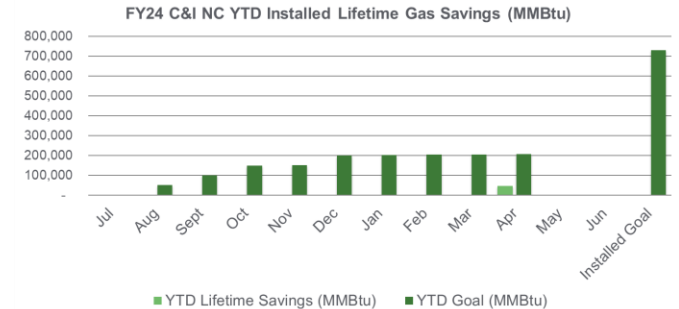
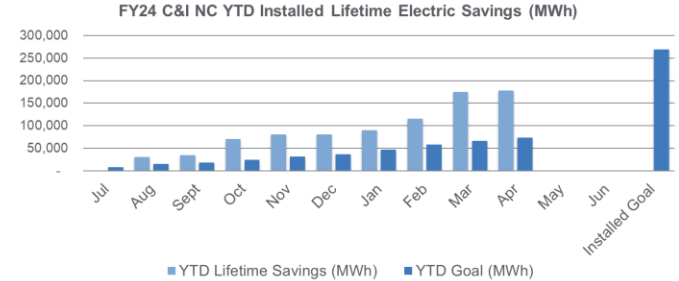
# New Construction Programs (cont.)

## C&I New Construction: P4P NC & C&I NC FY24 Incentive Budget: \$33,657,380



### Program Highlights

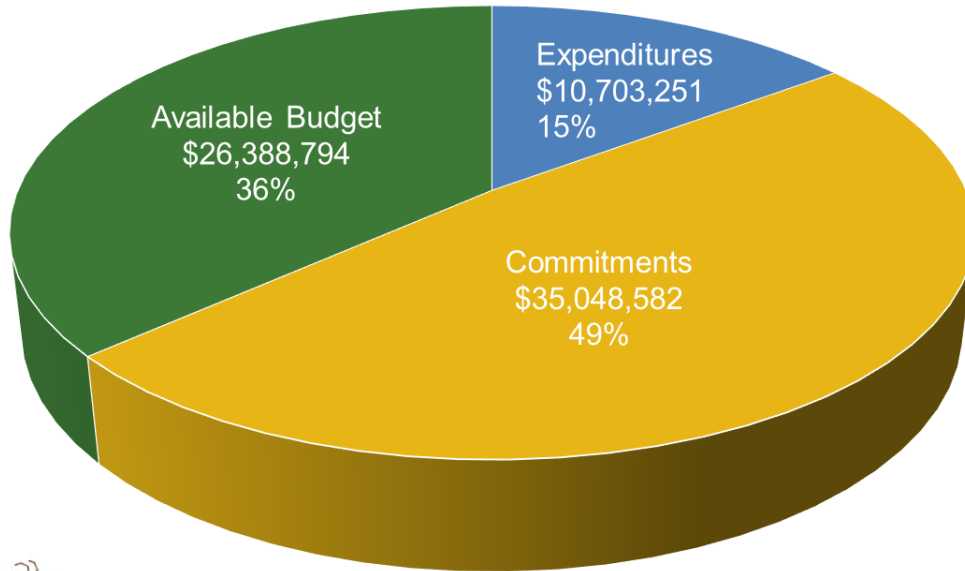
- Received: 17 enrollments this month 132 YTD
- Approved: 13 projects this month 108 YTD
- Paid: 5 applications this month 43 YTD



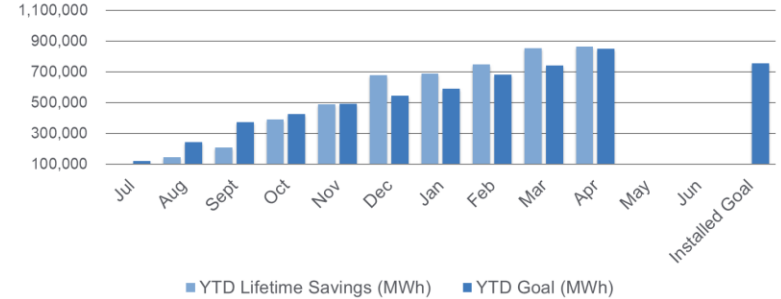


# Commercial & Industrial Buildings Programs

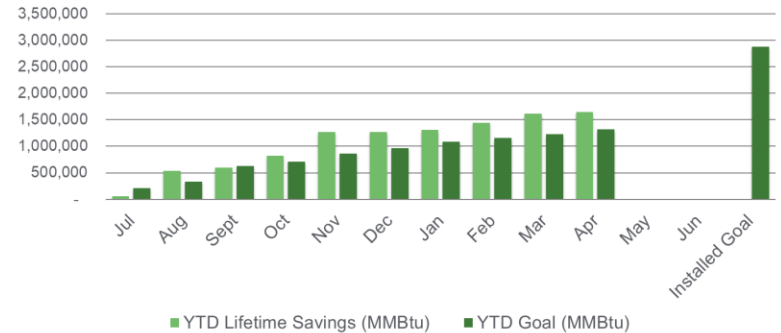
## C&I Buildings: Retrofit, CTEEP, P4PEB, LEUP FY24 Incentive Budget: \$72,140,627



FY24 C&I Buildings YTD Installed Lifetime Electric Savings (MWh)



FY24 C&I Buildings YTD Installed Lifetime Gas Savings (MMBtu)



# C&I Buildings – Program Highlights

## Large Energy User Program

- Paid: 1 application this month 11 YTD

## Retrofit *(Close-Out Program: transitioning to Utilities)*

- Paid: 0 applications this month 7 YTD

## Pay for Performance Existing Buildings *(Close-Out Program: transitioning to Utilities)*

- Approved: 1 Energy Reduction Plans 16 YTD
- Completed: 2 projects this month 19 YTD

## Customer Tailored Energy Efficiency Pilot *(Close-Out Program: transitioning to Utilities)*

- Paid: 0 applications this month 12 YTD
- Held: 0 scoping session meetings with customers this month 0 YTD

*Note: CTEEP – all projects in the pipeline prior to transition have been completed.*

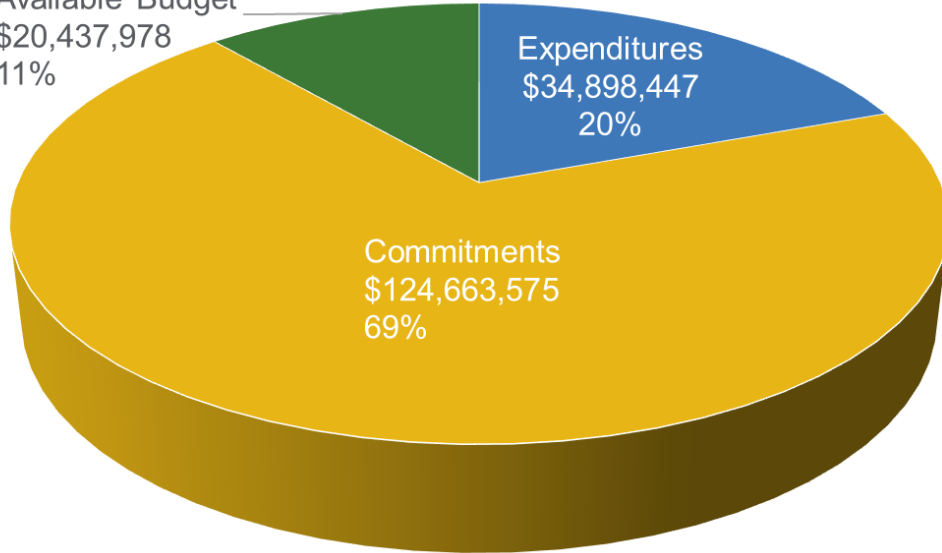


# School & Small Business Stimulus Program

**(Closed)**

FY24 Incentive Budget: \$180,000,000

Available Budget  
\$20,437,978  
11%



## Program Highlights

- Completed: 6 completions this month

### Notes:

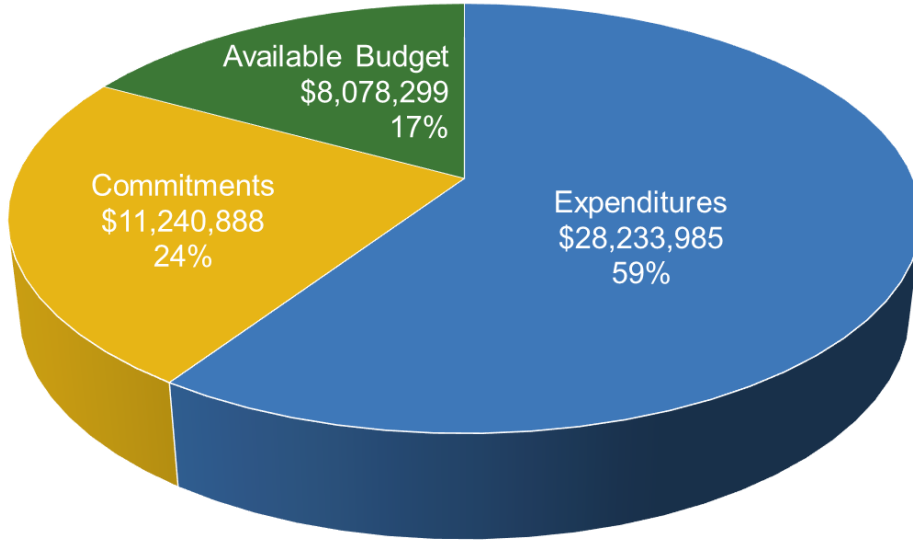
*This program is a multi-year continuing grant and not based on a fiscal year.*

*This program is closed to new applications as of March 27, 2023.*

# Comfort Partners

BPU/Utility Managed

FY24 Incentive Budget: \$47,553,171



## Program Highlights

- Completed: 387 projects this month 4,222 YTD

