



BPU Program Updates: Progress to Goals (PTG) Report as of October – FY25

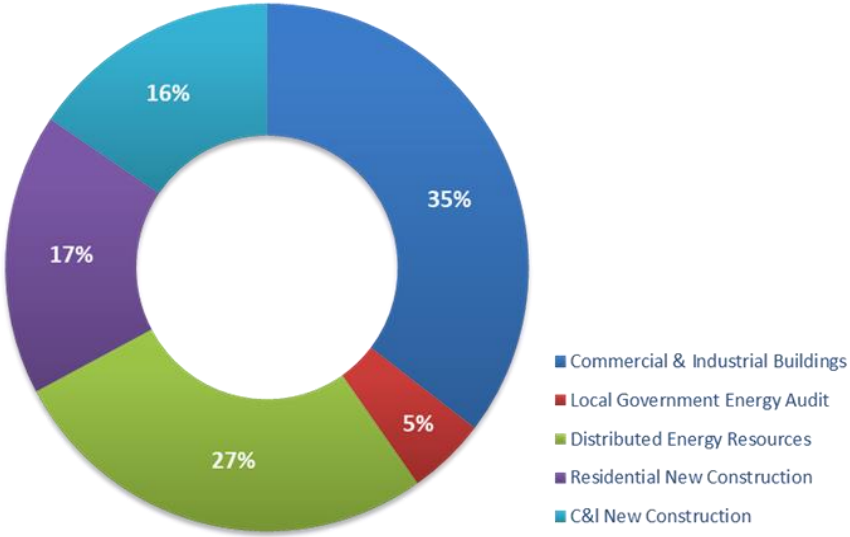


Note:

- July thru December 2024 PTG Reports will include incentive budgets for the first 6-months of FY25 only
- The results presented in this report are preliminary and are subject to change

Budget Break-down by Program (TRC Managed Programs)

FY25 (first 6-month) Incentive Budget: \$111,621,352



New Jersey Energy Efficiency Programs

www.NJCleanEnergy.com/EEP

NJBPU and NJCEP Administered Programs



- New Construction (residential, commercial, industrial, government)
- Large Energy Users
- Energy Savings Improvement Program (financing)
- State Facilities Initiative*
- Local Government Energy Audits
- Combined Heat and Power, & Fuel Cells

* State facilities are also available for utility programs

Utility Administered Programs



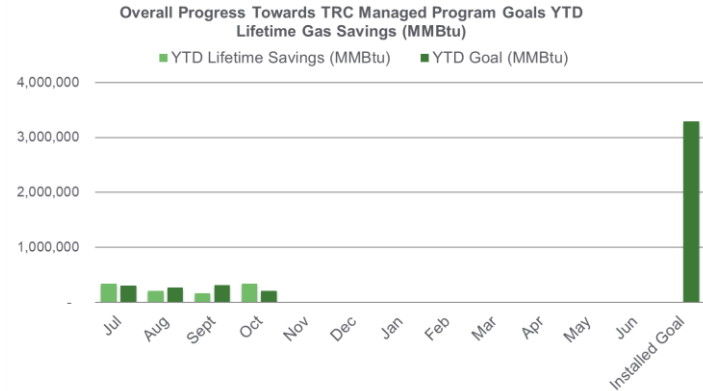
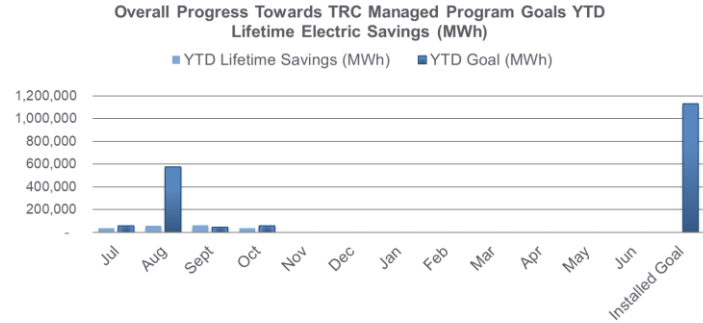
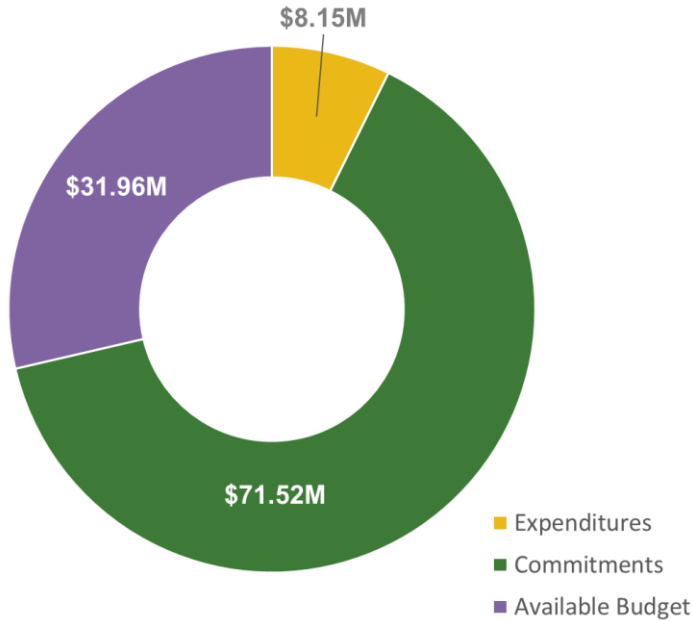
- Existing Buildings (residential, commercial, industrial, government)
- Efficiency Products
 - Lighting & Marketplace
 - HVAC
 - Appliance Rebated
 - Appliance Recycling

NJBPU and NJCEP Administered Programs



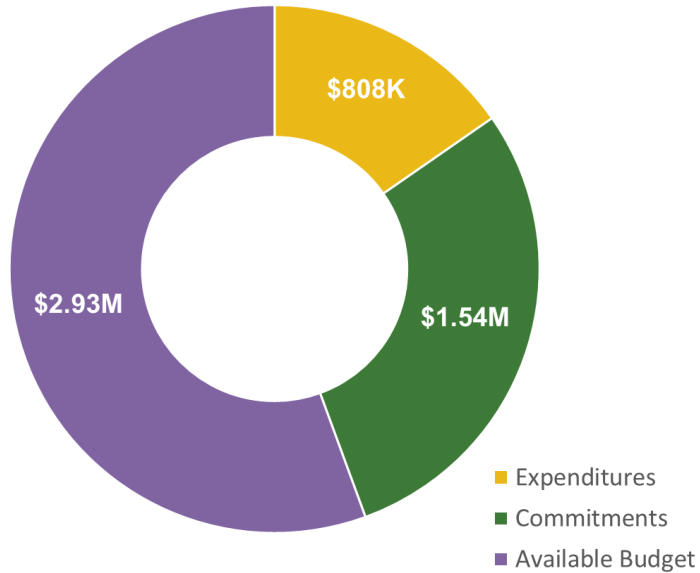
Progress Towards Goals (TRC Managed Programs)

FY25 (first 6-month) Incentive Budget: \$111,621,352



Local Government Energy Audit (LGEA)

FY25 (first 6-month) Incentive Budget: \$5,275,030

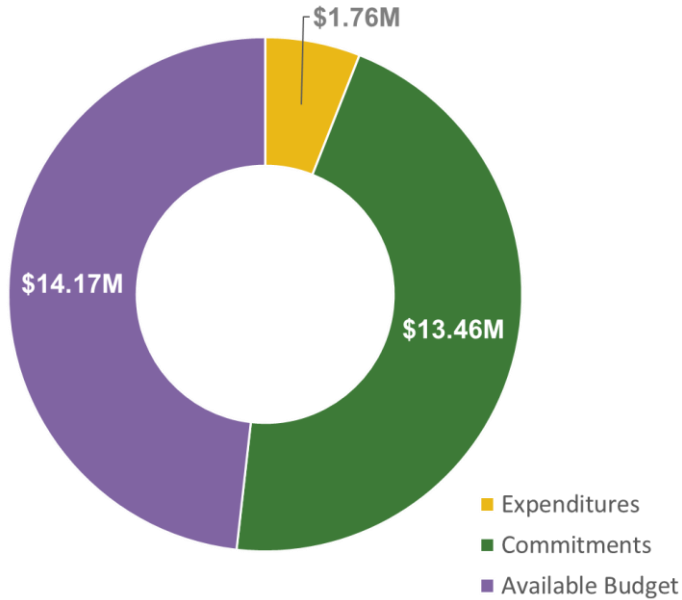


Program Highlights:

- Received: 36 applications this month 142 YTD
- Approved: 32 applications this month 104 YTD
- Audited approximately 1,503,519 square feet
- Held 5 Exit Meetings for 62 sites (including additional scopes)
- Delivered Final Audit reports on 30 sites (3 entities)

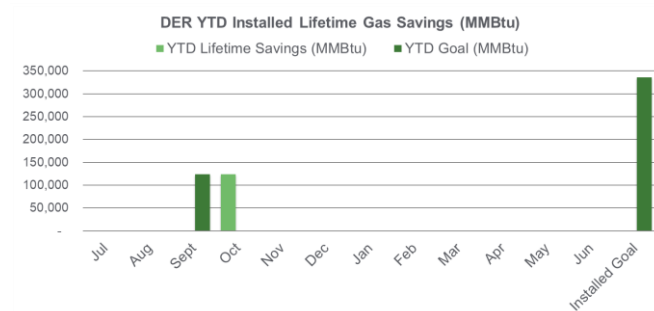
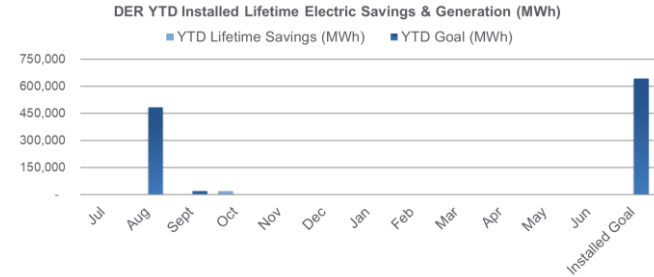
Distributed Energy Resources: CHP & Fuel Cells

FY25 (first 6-month) Incentive Budget: \$29,384,304



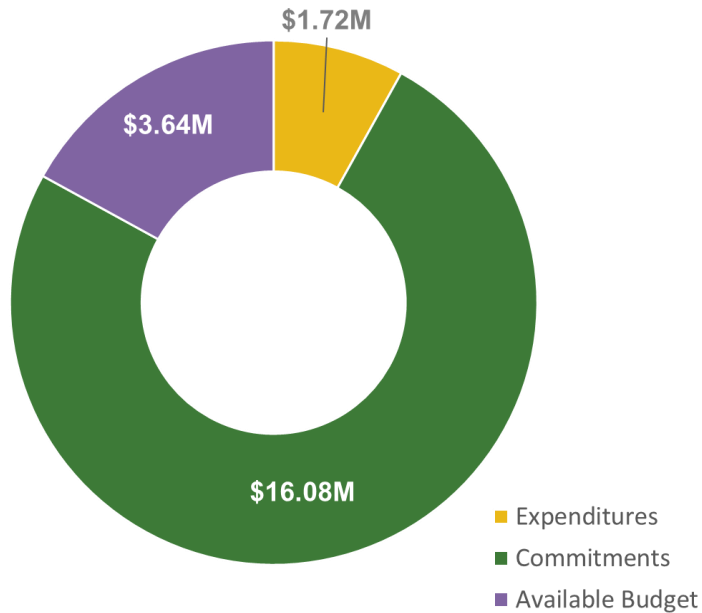
Program Highlights:

- Received: 0 applications this month 0 YTD
- Approved: 0 applications this month 3 YTD
- Completed: 3 installations this month 3 YTD



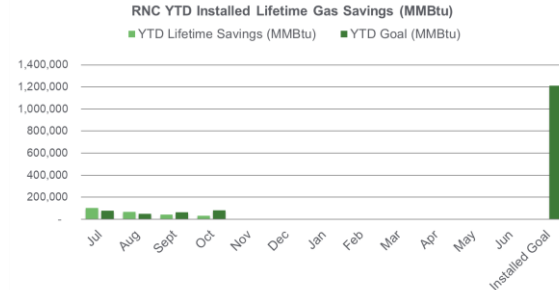
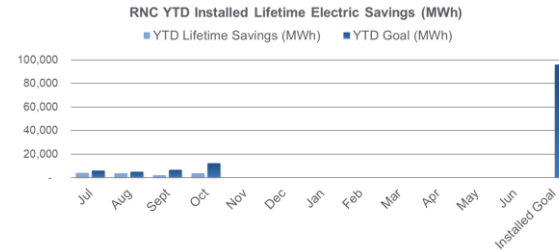
New Construction Programs: Residential

FY25 (first 6-month) Incentive Budget: \$21,438,893



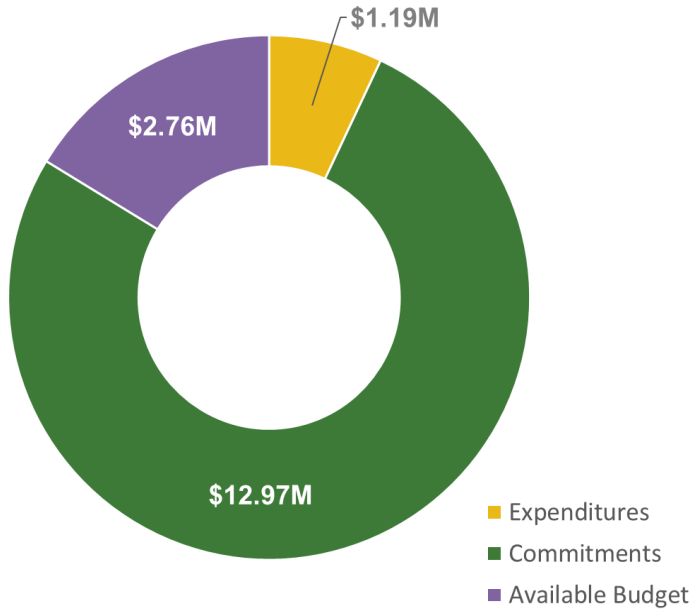
Program Highlights:

- Site Registrations Received: 667
- Site Registrations Approved: 721
- Incentive Applications Received: 555
- Incentive Applications Approved: 531
- Projects Cancelled: 52



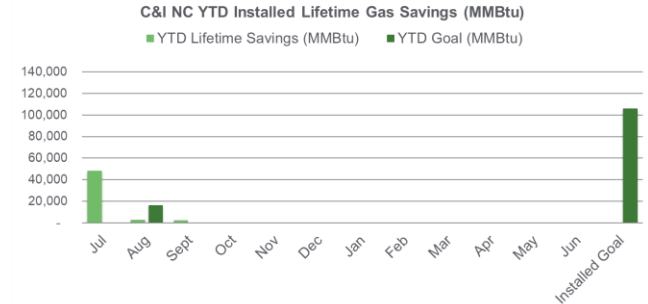
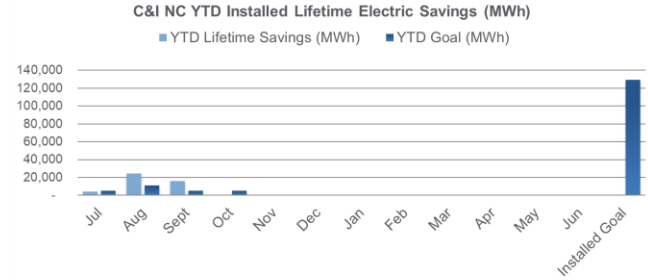
New Construction Programs: C&I

FY25 (first 6-month) Incentive Budget: \$16,914,566



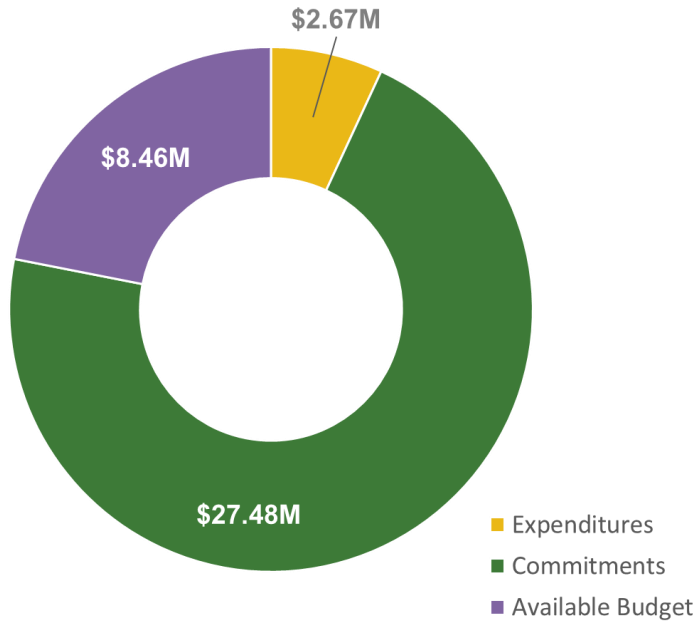
Program Highlights:

- Received: 8 enrollments this month 31 YTD
- Approved: 9 projects this month 35 YTD
- Paid: 4 applications this month 20 YTD

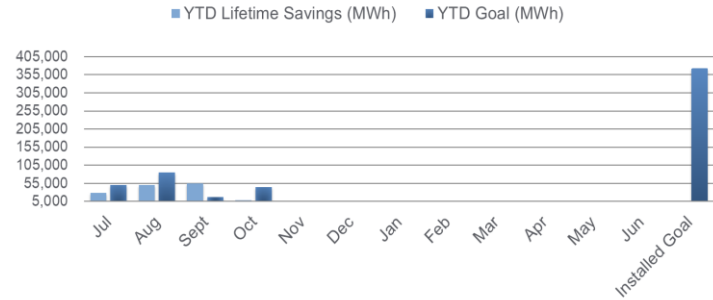


Commercial & Industrial Buildings Programs: P4P EB, LEUP

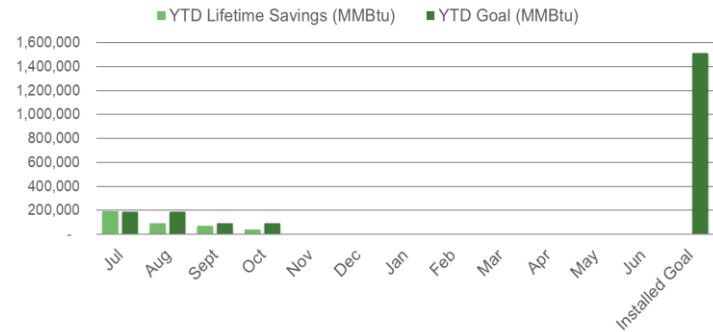
FY25 (first 6-month) Incentive Budget: \$38,608,559



C&I Buildings YTD Installed Lifetime Electric Savings (MWh)



C&I Buildings YTD Installed Lifetime Gas Savings (MMBtu)



(Cont.) P4P EB, LEUP

Program Highlights:

Large Energy User Program

- Received: 0 applications received this month 3 YTD
- Paid: 1 application this month 2 YTD

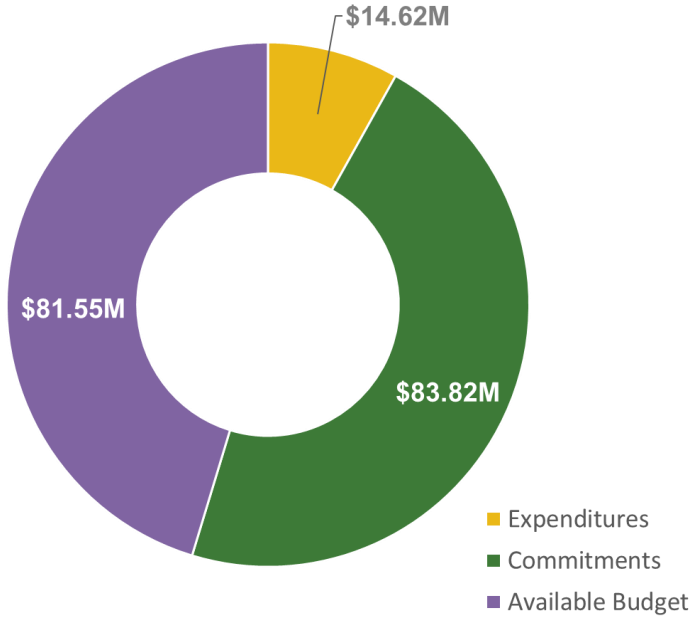
Pay for Performance Existing Buildings

(Close-Out Program: Transitioning to Utilities)

- Approved: 0 Energy Reduction Plans this month 0 YTD
- Completed: 5 projects this month 8 YTD

School & Small Business Stimulus Program (closed)

FY25 (first 6-month) Incentive Budget: \$180,000,000



Program Highlights:

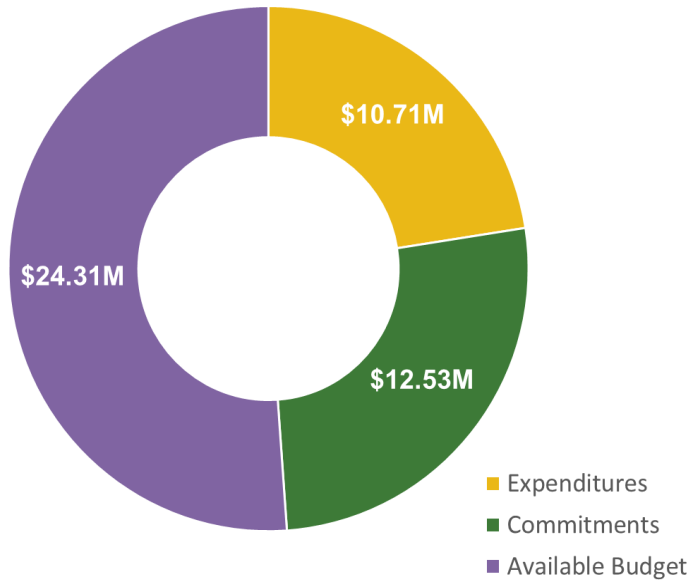
- Completed: 7 project completions this month

Notes:

- This program is a multi-year continuing grant and not based on a fiscal year
- This program is closed to new applications as of March 27, 2023

Comfort Partners (BPU / Utility Managed)

FY25 (first 6-month) Incentive Budget: \$47,553,171



Program Highlights:

- Completed: 444 projects this month 1,662 YTD

