

**New Jersey's Clean Energy Program
Monthly Report of Progress Toward Goals**

December 2008

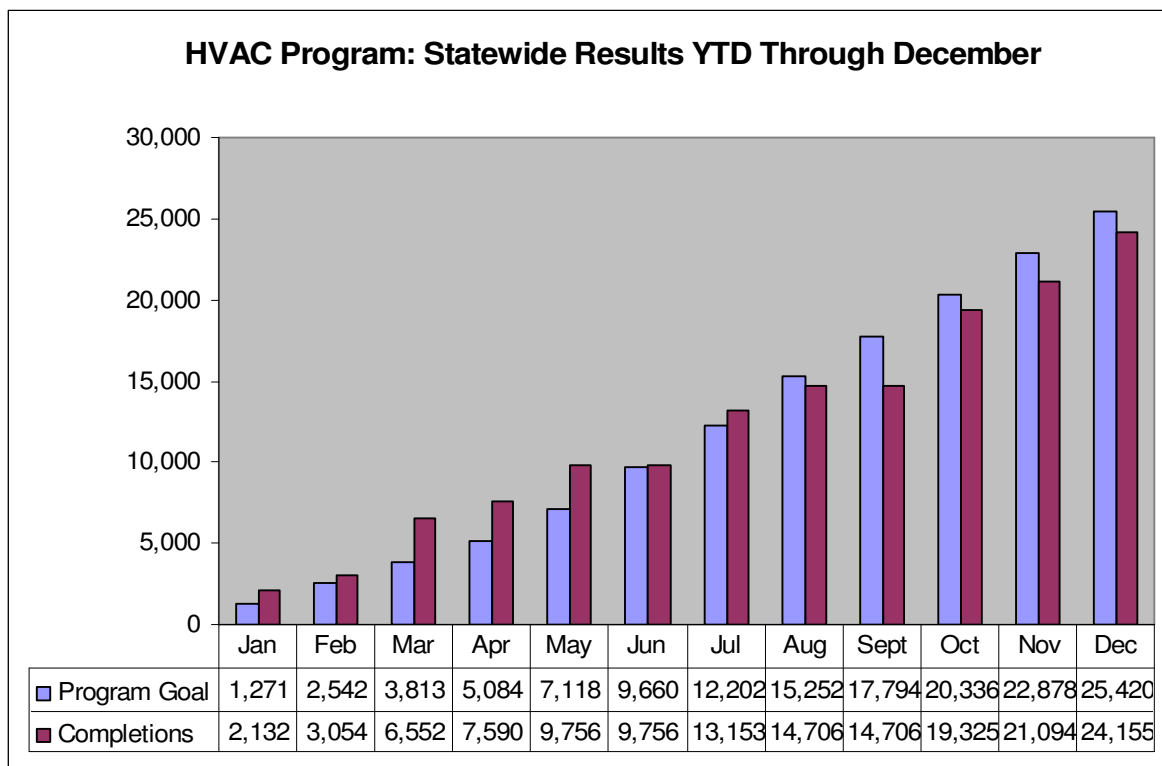
Table of Contents

Progress Toward Goals by Program	2
Residential HVAC	2
Residential New Construction	3
Energy Star Products.....	4
Home Performance with Energy Star	6
C&I New Construction & Schools	7
C&I Retrofit	9
Customer On-Site Renewable Energy (CORE).....	10
RE Certificates / SREC.....	11
Summary Financials - Expenses vs. Budgets	
Statewide Total – All Programs and Administration	12
Energy Efficiency Programs	13
Renewable Energy Programs	14
Office of Clean Energy	15

Progress Toward Goals by Program

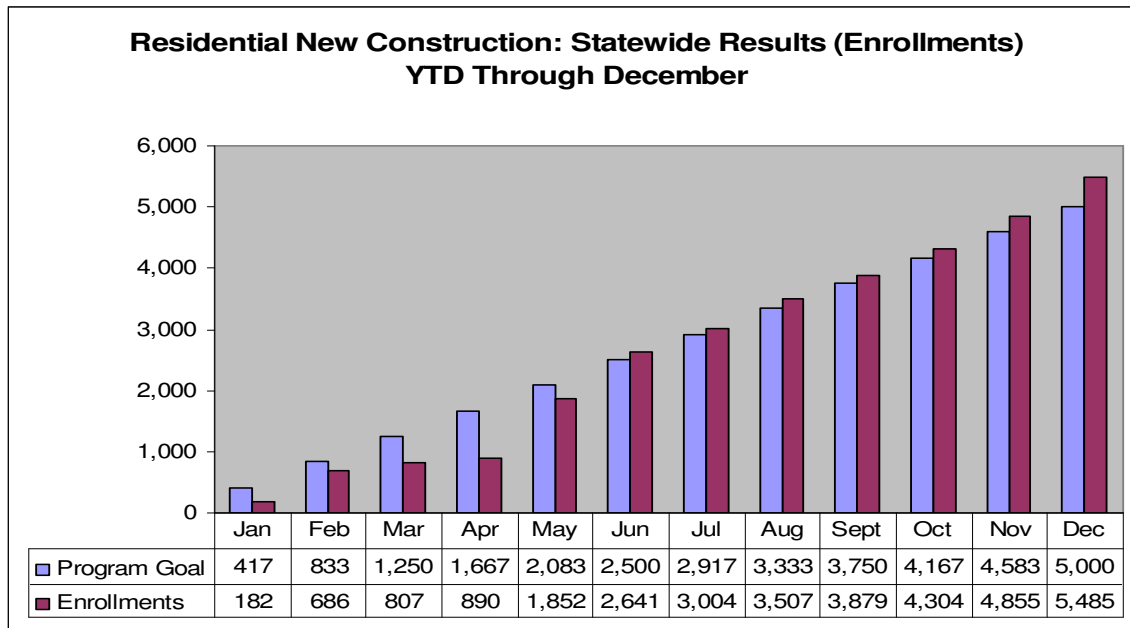
Residential HVAC

Annual Budget	Expenditures YTD	Expenditures to Annual Budget as %
\$18,476,000	\$11,387,000	61.63%

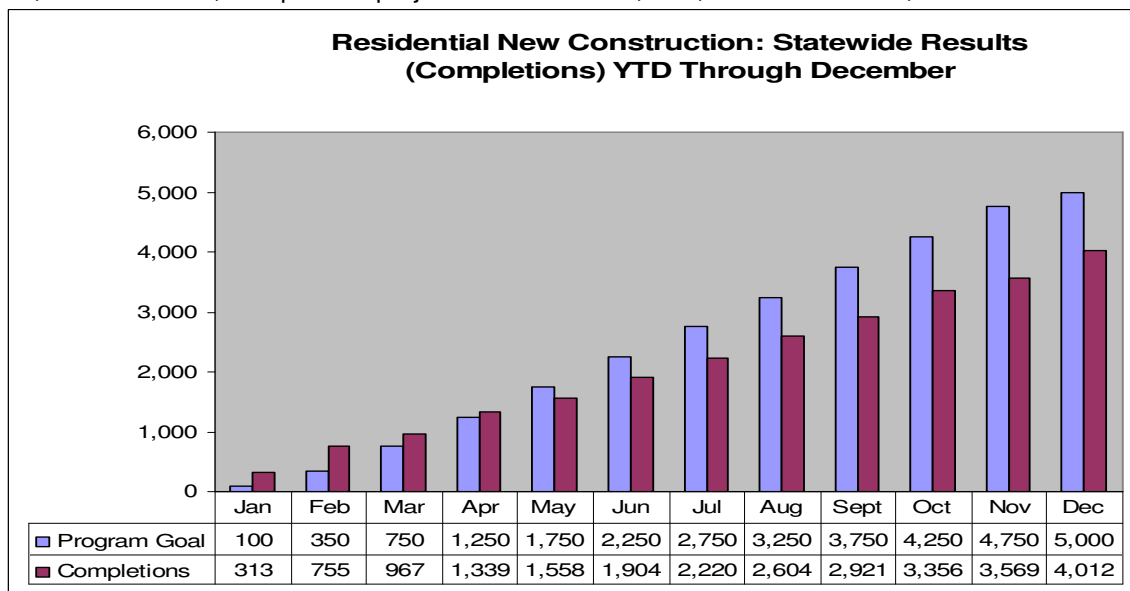


Residential New Construction

Annual Budget	Expenditures YTD	Committed YTD	Expenditures to Annual Budget as %	Expenditures and Committed to Annual Budget as %
\$37,141,000	\$11,456,000	\$18,815,000	30.84%	81.50%



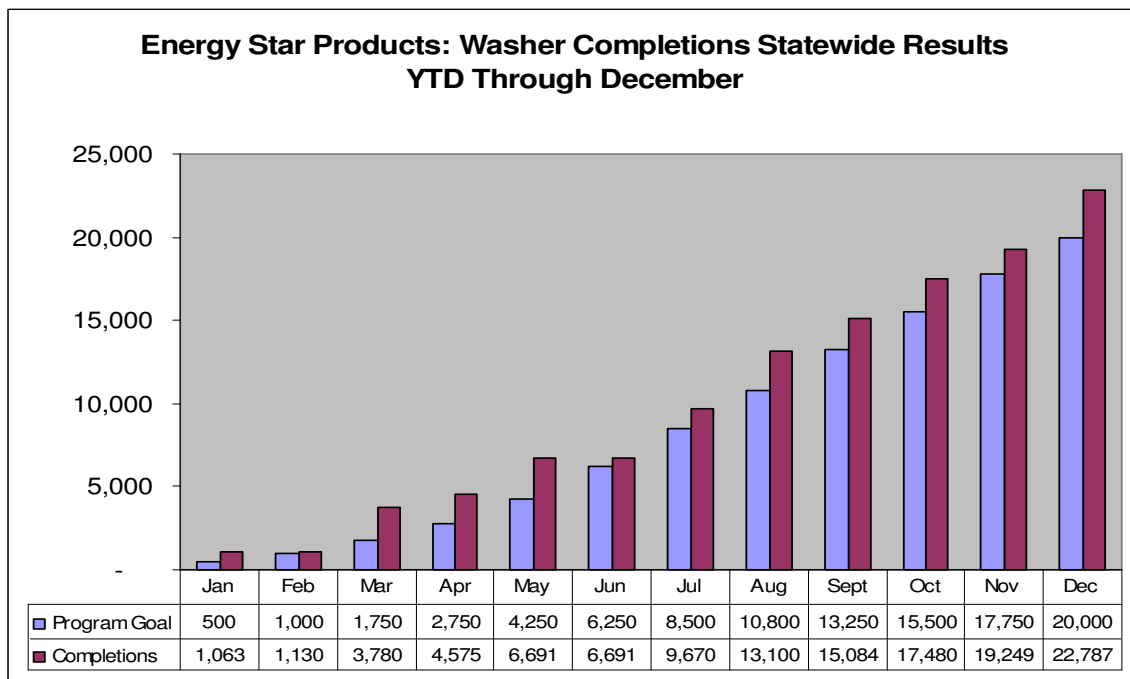
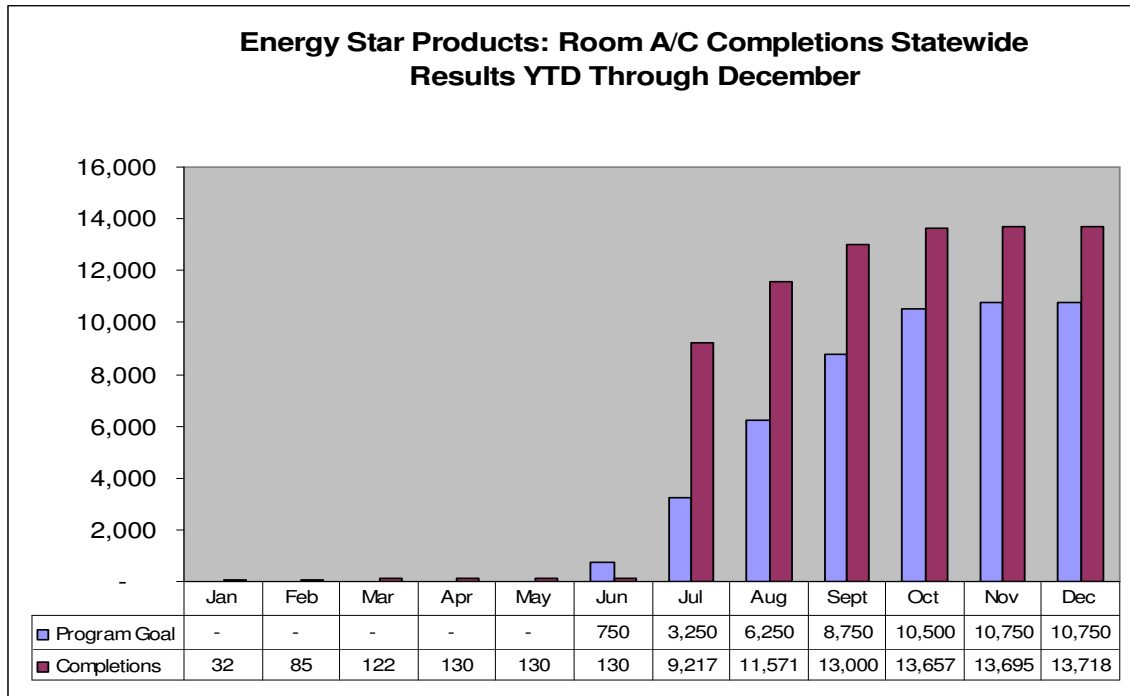
Note: The RNC goal for enrollments is based upon a percent share of the projected number of construction permits to be issued in 2008, as estimated by the Department of Community Affairs, i.e., 27% of the 17,397 permits projected to be issued, or 4,697 rounded to 5,000.



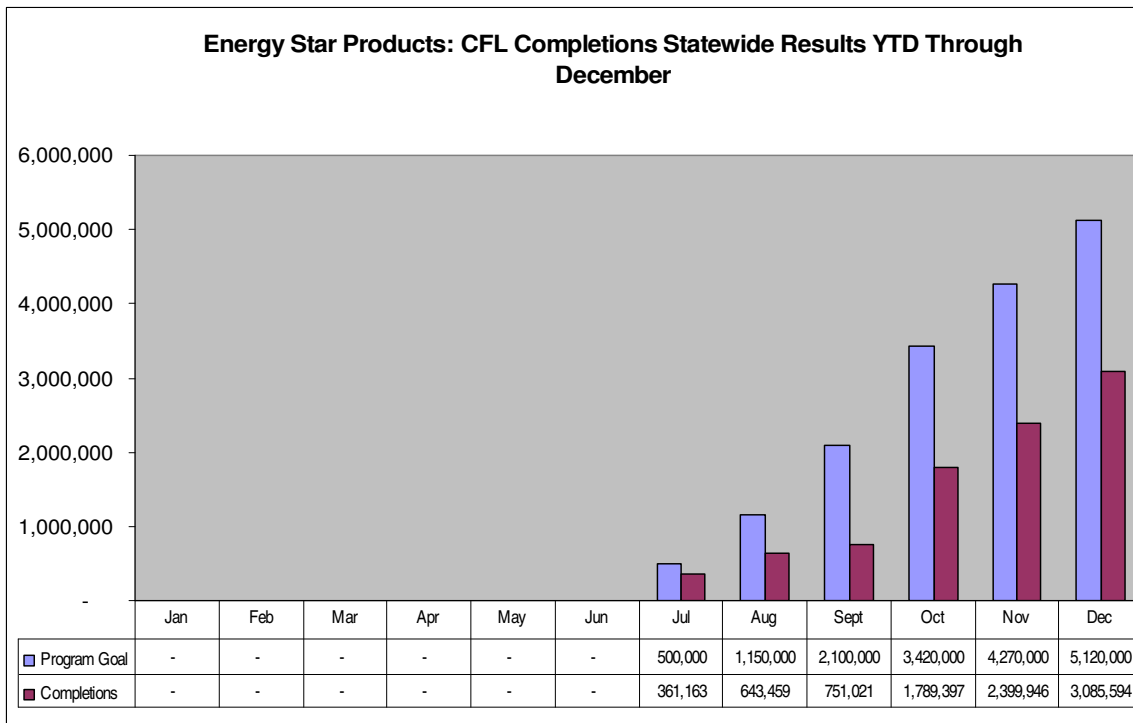
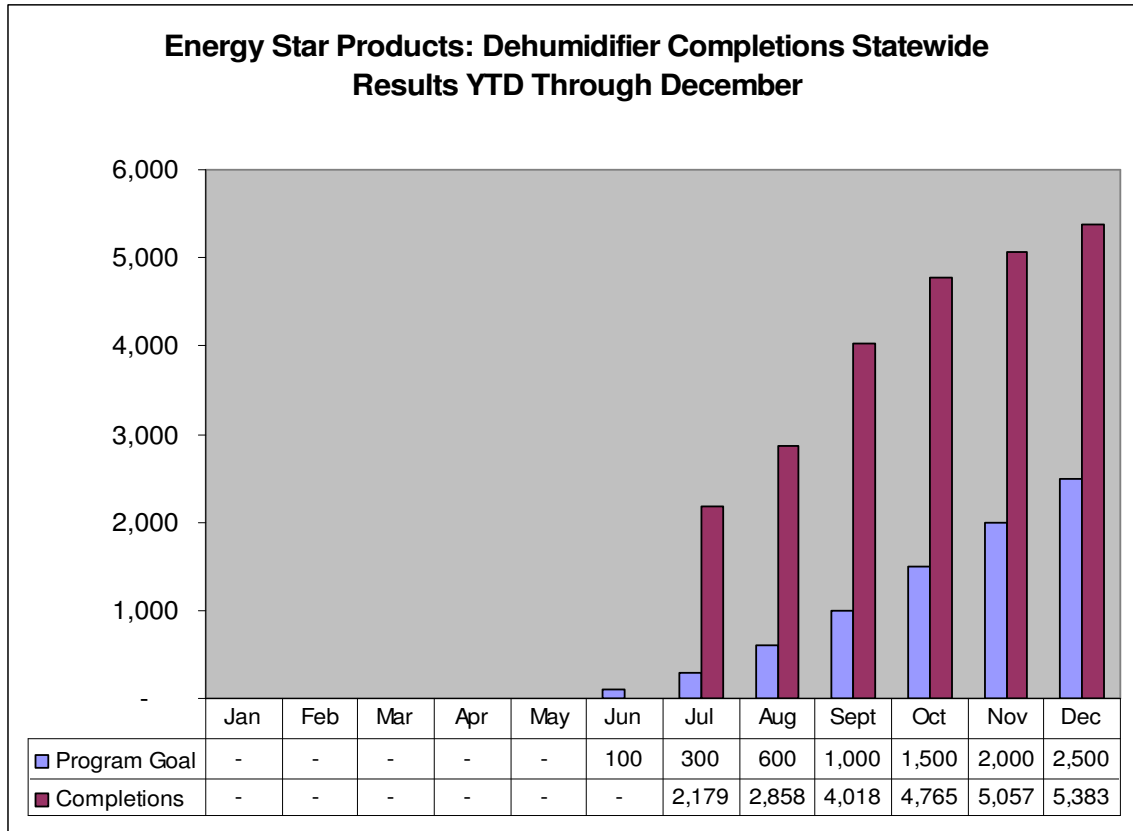
Note: The RNC goal for completions is based upon a percent share of the projected number of Certificates of Occupancy (COs) to be issued in 2008, as estimated by the Department of Community Affairs, i.e., 28% of the 18,447 permits projected to be issued, or 5,165 rounded to 5,000.

Energy Star Products

Annual Budget	Expenditures YTD	Expenditures to Annual Budget as %
\$20,142,000	\$14,526,000	72.12%



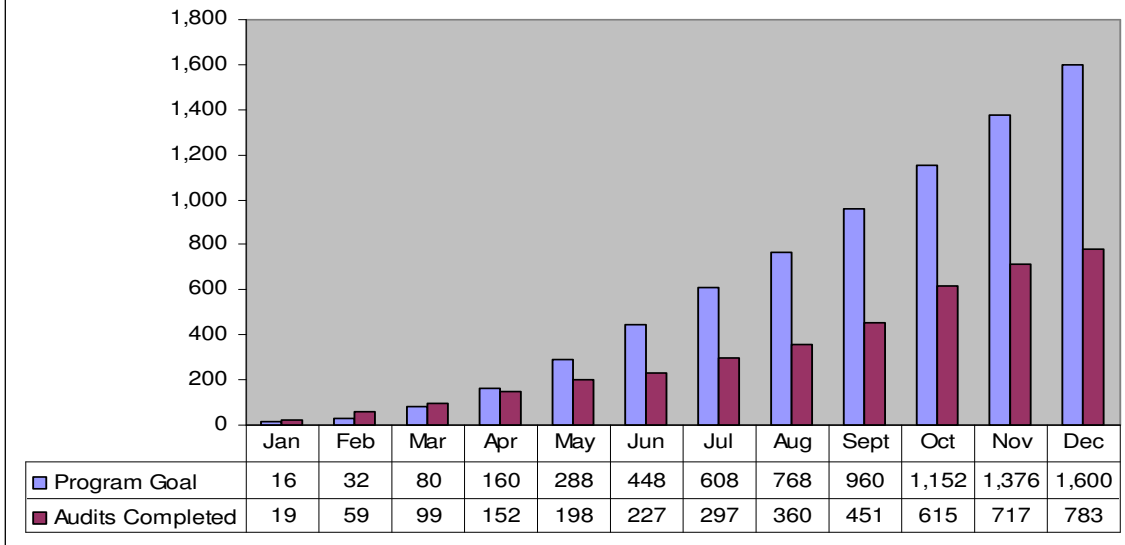
Energy Star Products cont.



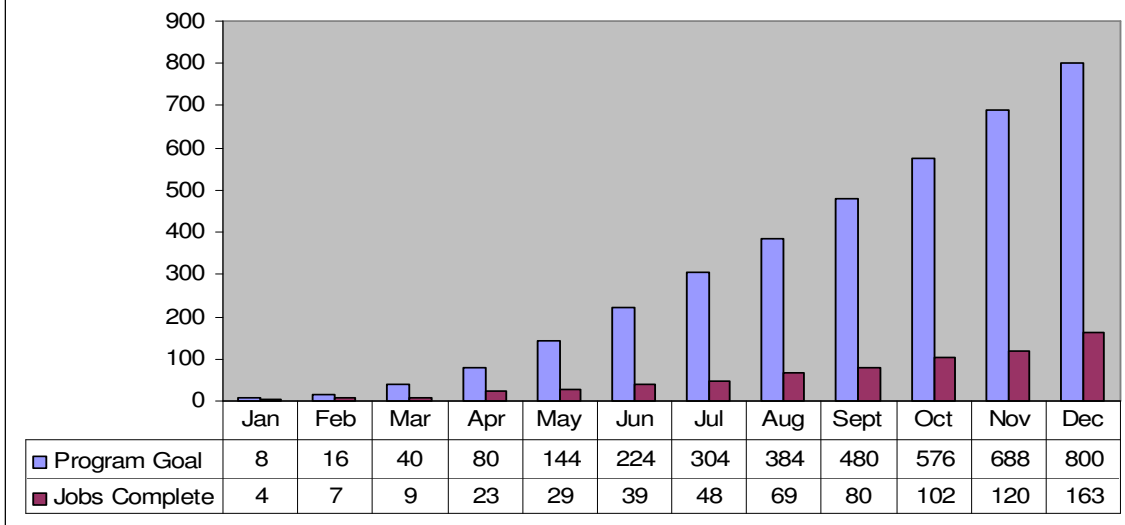
Home Performance with Energy Star

Annual Budget	Expenditures YTD	Expenditures to Annual Budget as %
\$9,829,000	\$5,002,000	50.89%

**Home Performance w/ Energy Star: Statewide Results (Audits)
YTD Through December**



**Home Performance w/ Energy Star: Statewide Results (Jobs)
YTD Through December**

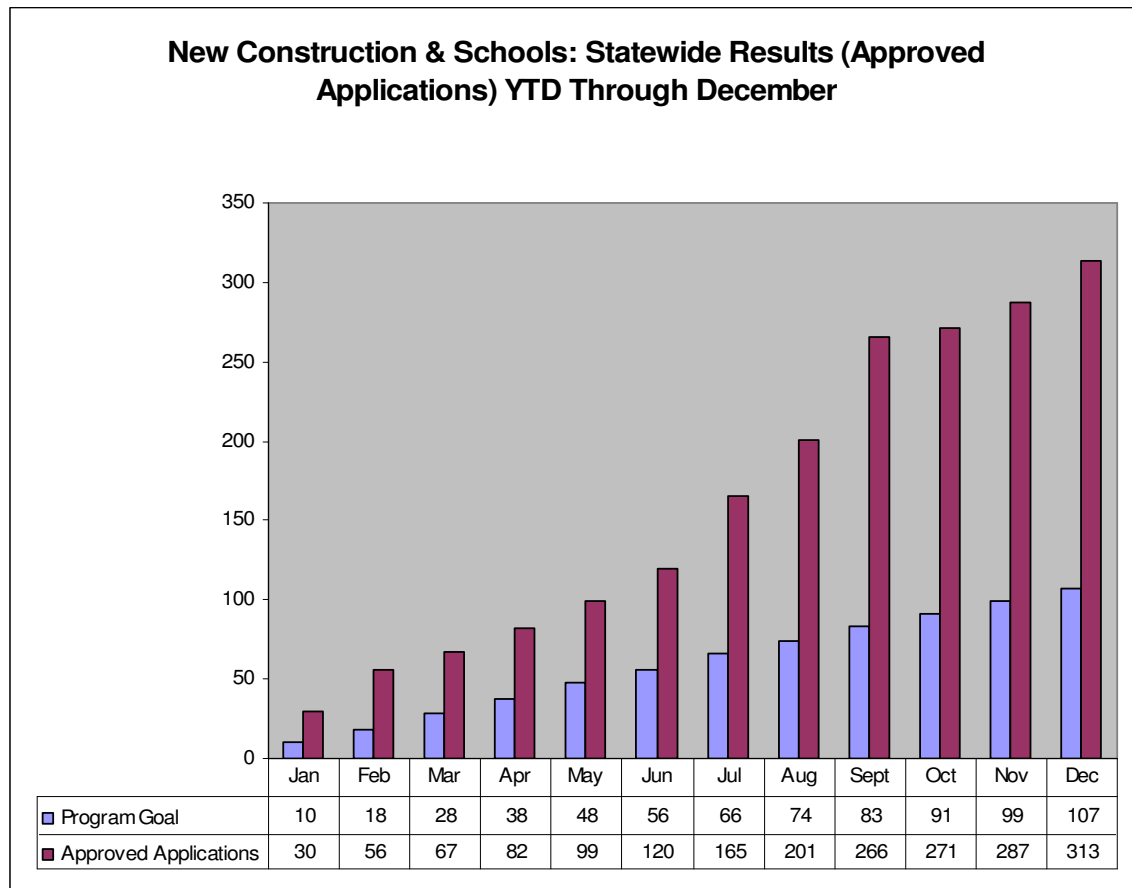


C&I New Construction

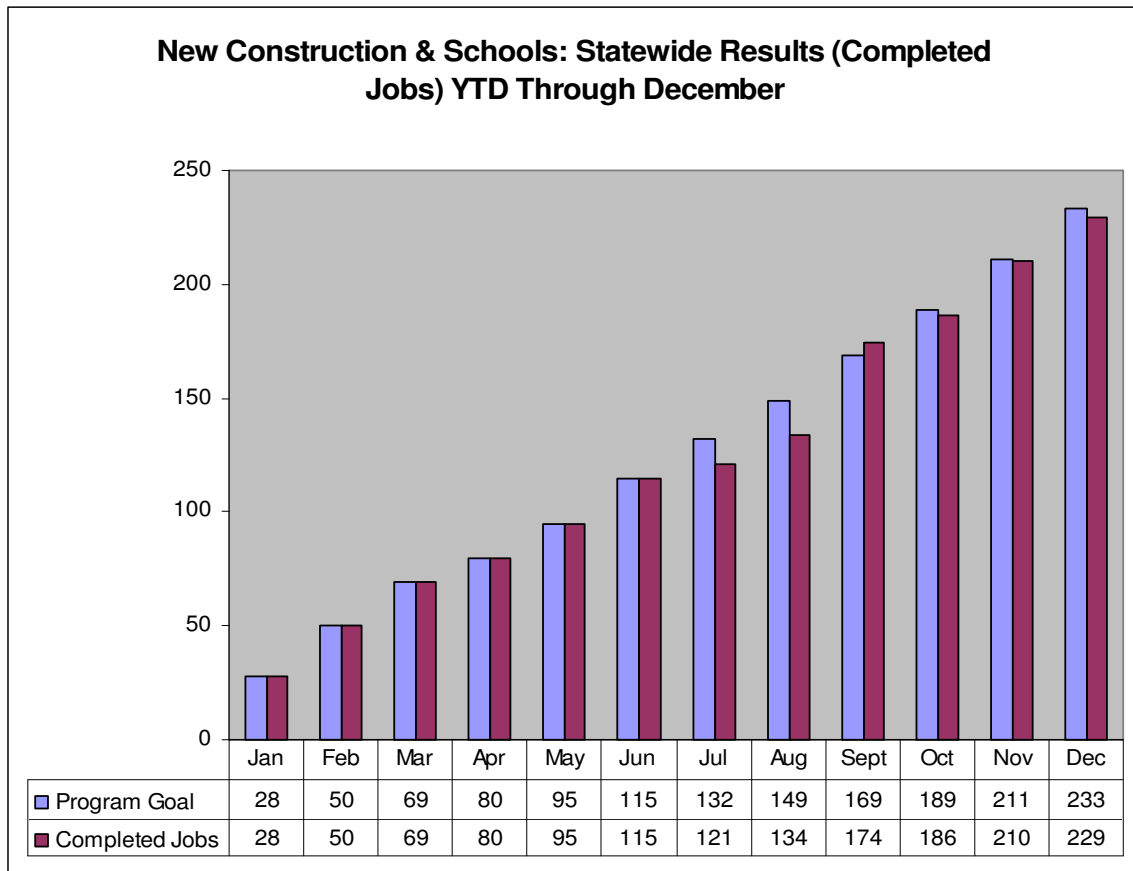
Annual Budget	Expenditures YTD	Committed YTD	Expenditures to Annual Budget as %	Expenditures and Committed to Annual Budget as %
\$4,503,000	\$1,567,000	\$1,906,000	34.80%	77.13%

Schools: New Construction & Retrofit

Annual Budget	Expenditures YTD	Committed YTD	Expenditures to Annual Budget as %	Expenditures and Committed to Annual Budget as %
\$3,727,000	\$1,086,000	\$540,000	29.14%	43.63%

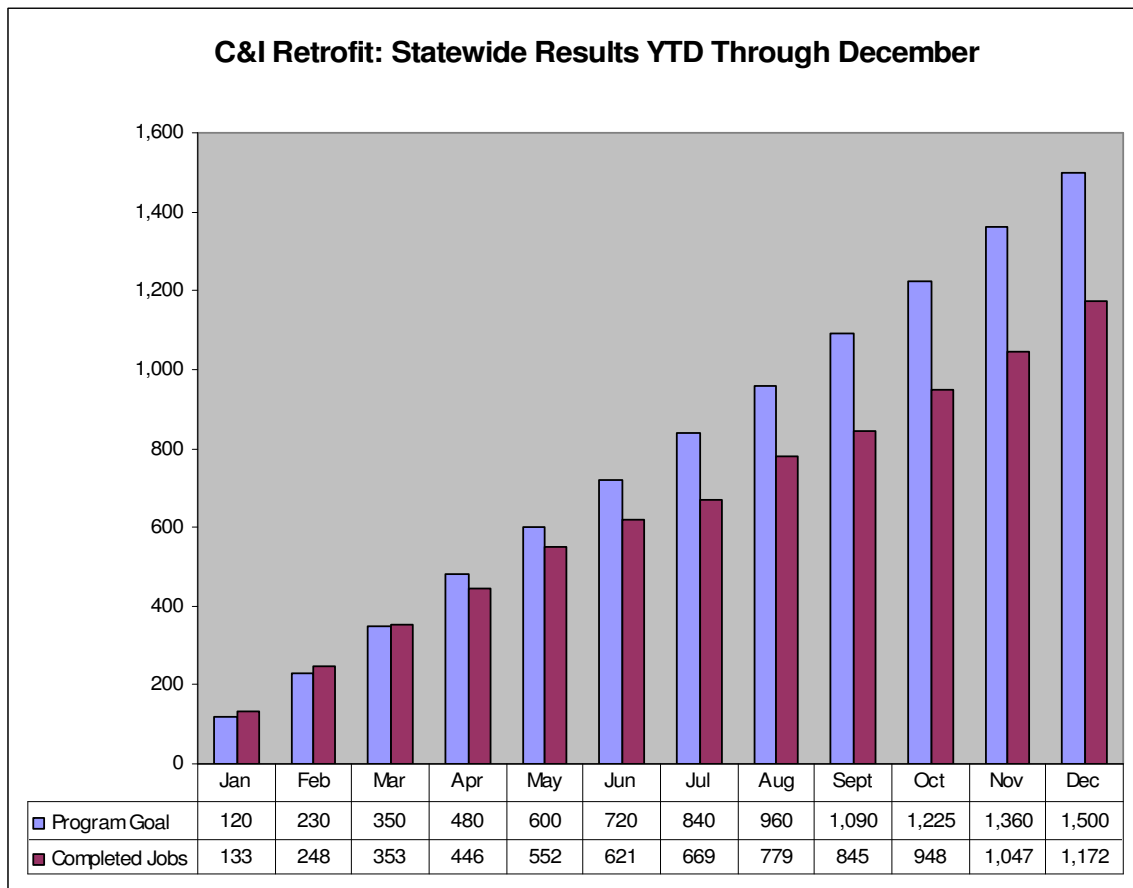


C&I New Construction cont.



C&I Retrofit

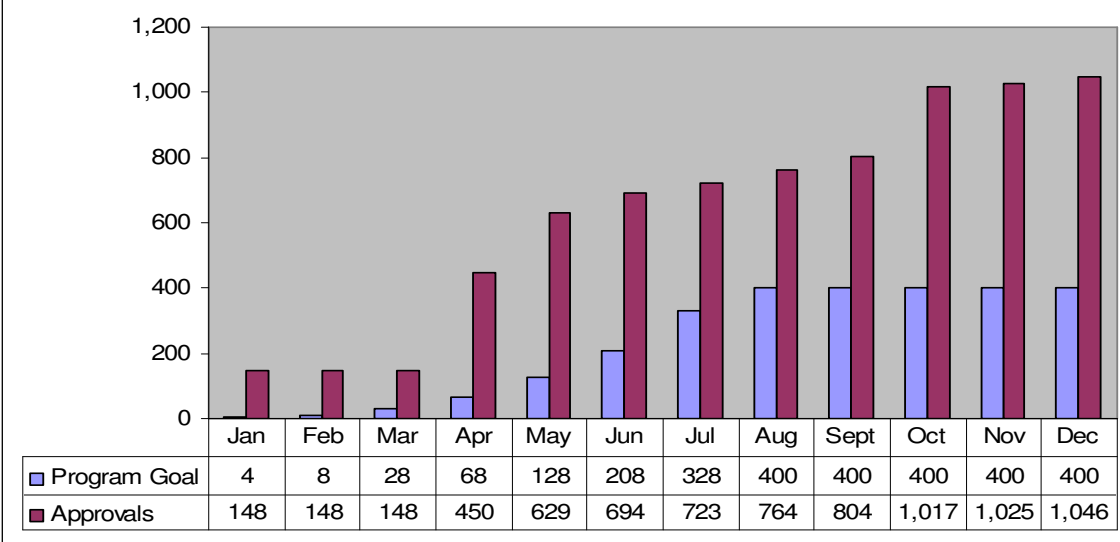
Annual Budget	Expenditures YTD	Committed YTD	Expenditures to Annual Budget as %	Expenditures and Committed to Annual Budget as %
\$22,596,000	\$11,794,000	\$8,649,000	52.20%	90.47%



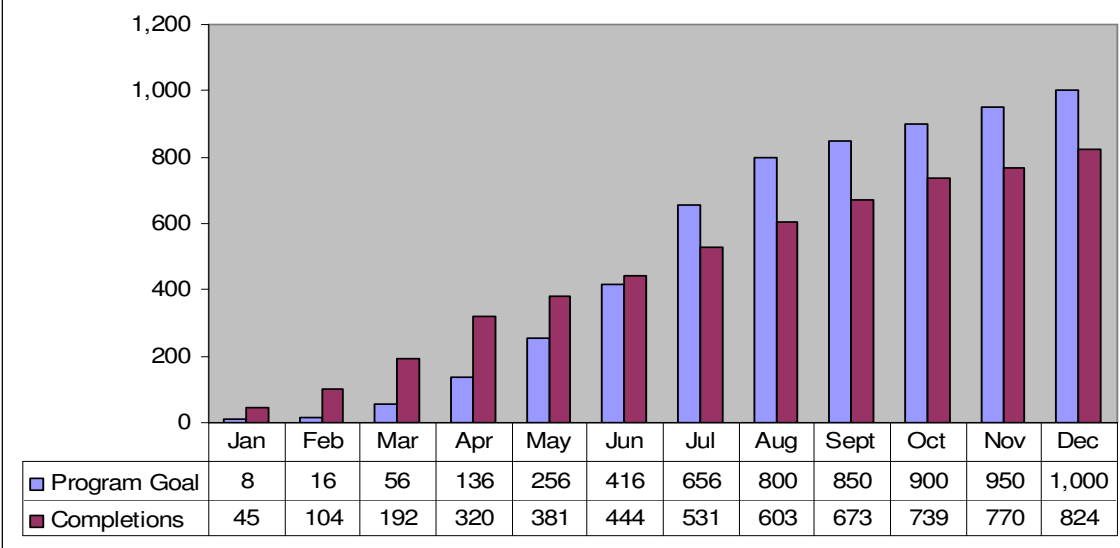
Customer On-Site Renewable Energy (CORE)

Annual Budget	Expenditures YTD	Committed YTD	Expenditures to Annual Budget as %	Expenditures and Committed to Annual Budget as %
\$195,049,000	\$51,587,000	\$102,711,000	26.45%	79.11%

CORE Program: Statewide Results (Approvals) YTD Through December

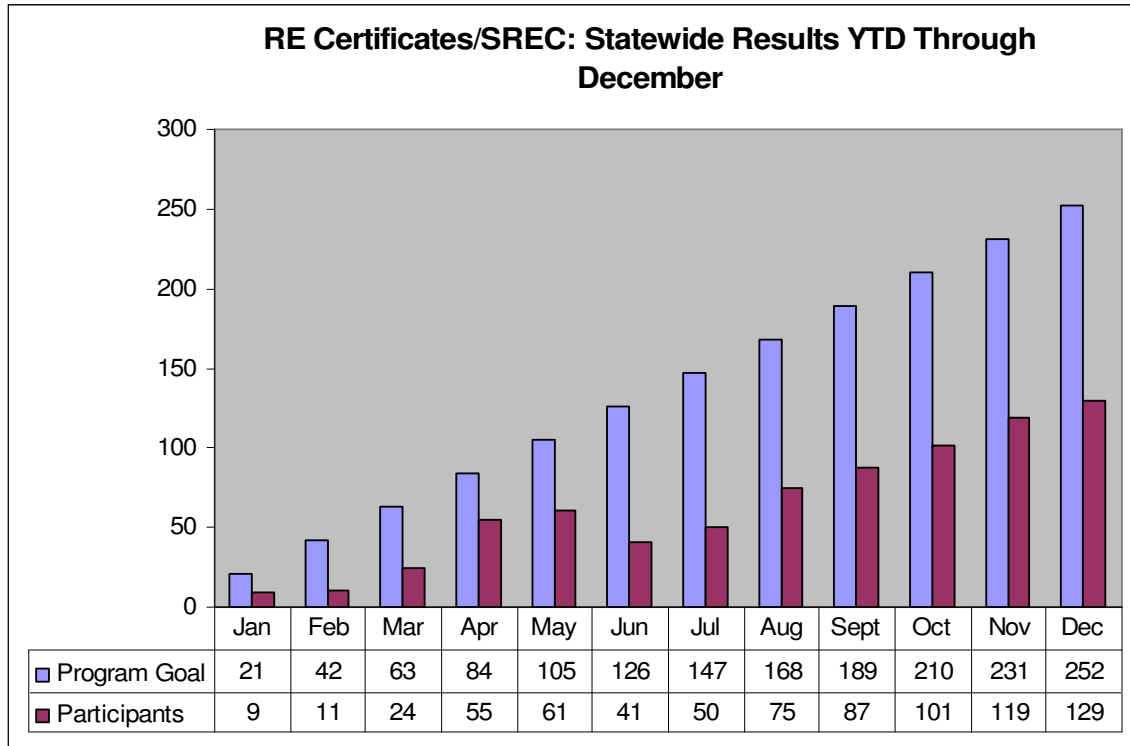


CORE Program: Statewide Results (Completions) YTD Through December



RE Certificates / SREC

Annual Budget	Expenditures YTD	Expenditures to Annual Budget as %
\$1,659,000	\$331,000	19.95%



New Jersey's Clean Energy Program Actual Expenses for Reporting Year 2008

Statewide Total All Programs and Administration Reporting Period: YTD through December 2008 (All numbers = 000's)	Annual Budget	Actual Expenditures YTD	Commitments	Expenditures to Annual Budget as %	Expenditures & Commitments to Annual Budget as %
Expenditures For:					
Energy Efficiency Programs	\$199,879	\$90,068	\$35,958	45.06%	63.05%
Renewable Energy Programs	\$235,063	\$54,554	\$102,711	23.21%	66.90%
OCE Oversight	\$11,800	\$5,807	-	49.22%	-
Grand Total	\$446,742	\$150,429	\$138,669	33.67%	64.71%

New Jersey's Clean Energy Program Actual Expenses for Reporting Year 2008

Statewide Total Energy Efficiency Programs Reporting Period: YTD through December 2008 (All numbers = 000's)	Annual Budget	Actual Expenditures YTD	Commitments	Expenditures to Annual Budget as %	Expenditures & Commitments to Annual Budget as %
Program					
RESIDENTIAL PROGRAMS					
Residential HVAC - Electric & Gas	\$18,476	\$11,387		61.63%	
Residential New Construction	\$37,141	\$11,456	\$18,815	30.84%	81.50%
ENERGY STAR Products	\$20,142	\$14,526		72.12%	
Home Performance with Energy Star	\$9,829	\$5,002		50.89%	
Residential Low Income	\$28,532	\$20,406		71.52%	
<i>Comfort Partners</i>	\$26,373	\$20,406		77.37%	
<i>DCA Weatherization</i>	\$1,859	\$0		0.00%	
<i>Weatherization Rehabilitation and Asset Preservation (WRAP)</i>	\$300	\$0		0.00%	
Community Based Efficiency Incentive	\$345	\$0		0.00%	
Sub-Total Residential Programs	\$114,465	\$62,777	\$18,815	54.84%	71.28%
COMMERCIAL & INDUSTRIAL PROGRAMS					
Commercial/Industrial Construction	\$30,826	\$14,447	\$11,095	46.87%	82.86%
<i>C&I New Construction</i>	\$4,503	\$1,567	\$1,906	34.80%	77.13%
<i>C&I Retrofit</i>	\$22,596	\$11,794	\$8,649	52.20%	90.47%
<i>New School Construction & Retrofit</i>	\$3,727	\$1,086	\$540	29.14%	43.63%
CHP	\$15,914	\$1,923	\$5,811	12.08%	48.60%
Municipal/Local Government Energy Audit	\$2,324	\$46	\$237	1.98%	12.18%
Direct Install	\$3,000	\$0		0.00%	
Pay-for Performance	\$5,000	\$52		1.04%	
School Energy and Education Pilot	\$400	\$4		1.00%	
Sub-Total Commercial & Industrial Programs	\$57,464	\$16,472	\$17,143	28.66%	58.50%
OTHER PROGRAMS					
Special Studies	\$1,000	\$0		0.00%	
Cool Cities	\$7,950	\$819		10.30%	
State of NJ Statewide EE Projects	\$10,000	\$10,000		100.00%	
Clean Energy Technology Fund	\$9,000	\$0		0.00%	
Sub-Total Other Programs	\$27,950	\$10,819	\$0	38.71%	0.00%
GRAND TOTAL	\$199,879	\$90,068	\$35,958	45.06%	63.05%

Notes: (1) Data reported for the Comfort Partners program includes expenses incurred through the 2nd Quarter 2008 only. (2) Programs reporting no expense are generally new programs for which market manager contract modifications have only recently been approved. No expenses are reported for the DCA Weatherization program since a Memorandum of Agreement with the DCA has not been finalized for 2008.

New Jersey's Clean Energy Program Actual Expenses for Reporting Year 2008

Statewide Total					
Renewable Energy Programs					
Reporting Period: YTD through December 2008					
(All numbers = 000's)					
Program	Annual Budget	Actual Expenditures YTD	Commitments	Expenditures to Annual Budget as %	Expenditures & Commitments to Annual Budget as %
RENEWABLE PROGRAMS					
Customer On-Site Renewable Energy	\$195,049	\$51,587	\$102,711	26.45%	79.11%
Clean Power Choice	\$982	\$610		62.12%	
RE Certificates/SREC	\$1,659	\$331		19.95%	
DEP Ecological Baseline Study	\$2,000	\$2,000		100.00%	
Renewable Energy Development Initiative	\$4,163	\$0		0.00%	
Offshore Wind Solicitation	\$19,000	\$0		0.00%	
Sub-Total Renewable Programs	\$222,853	\$54,528	\$102,711	24.47%	70.56%
EDA PROGRAMS					
RE Project Grants and Financing	\$4,072	\$0		0.00%	
Renewable Energy Business Venture Financing/REED	\$3,200	\$26		0.81%	
Clean Energy Technology Fund	\$1,938	\$0		0.00%	
Edison Fund	\$3,000	\$0		0.00%	
Sub-Total EDA Programs	\$12,210	\$26	\$0	0.21%	0.00%
GRAND TOTAL	\$235,063	\$54,554	\$102,711	23.21%	66.90%

Notes: Programs reporting no expense are new programs for which market manager contract modifications have only recently been approved.

New Jersey's Clean Energy Program Actual Expenses for Reporting Year 2008

Statewide Total OCE Oversight Reporting Period: YTD through December 2008 (All numbers = 000's)	Annual Budget	Actual Expenditures YTD	Expenditures to Annual Budget as %
Budget Line-Item			
ADMINISTRATION & OVERHEAD			
OCE Staff and Overhead	\$2,500	\$540	21.60%
Program Coordinator	\$1,975	\$1,674	84.73%
Special Studies			
Appliance Standards Rules	\$50	\$0	0.00%
Memberships-Dues			
Northeast Energy Efficiency Partnership	\$200	\$0	0.00%
Clean Energy States Alliance	\$80	\$0	
Consortium for Energy Efficiency	\$120	\$0	0.00%
National Association of State Energy Officials	\$15	\$0	0.00%
National Association of Regulatory Utility Commissioners	\$5	\$0	0.00%
Sub-Total Administration & Overhead	\$4,945	\$2,214	44.76%
EVALUATION & RELATED RESEARCH			
Rutgers-CEEEP	\$350	\$127	36.29%
Renewable Energy Market Assessment	\$165	\$69	41.82%
Impact Evaluation	\$800	\$429	53.68%
Funding Reconciliation	\$20	\$19	95.00%
O&M Scoping Study On-Line Academy	\$450	\$0	0.00%
Other Studies/Job Training Pilot	\$400	\$0	0.00%
Update Market Potential Studies	\$0	\$0	#DIV/0!
Process Evaluation	\$0	\$0	#DIV/0!
Northeast Energy Efficiency Partnership Scoping Study	\$300	\$0	0.00%
Sub-Total Evaluation & Related Research	\$2,485	\$644	25.93%
MARKETING & COMMUNICATIONS			
Business Outreach	\$500	\$474	94.83%
Energy Savings Campaigns	\$2,280	\$1,712	75.10%
Web Site	\$560	\$287	51.27%
Annual Report, Marketing Administration	\$110	\$110	99.62%
Research	\$350	\$244	69.78%
Outreach and Education/Community Partner Grants	\$570	\$122	21.41%
Sub-Total Marketing & Communications	\$4,370	\$2,949	67.49%
GRAND TOTAL	\$11,800	\$5,807	49.22%