

## **Monthly Report of Progress Toward Goals**

**December 2013**

## Table of Contents

<b><i>Progress Toward Goals by Program</i></b>	<b>3</b>
Residential HVAC	3
Residential New Construction	4
Energy Efficient Products	5
Home Performance with Energy Star	8
Comfort Partners	10
C&I New Construction	11
C&I Retrofit	12
Local Government Energy Audit	13
Pay for Performance	14
Pay for Performance New Construction	15
Direct Install	16
CHP and Fuel Cell: Large and Small	17
Large Energy Users Pilot	18
SRP	19
<b><i>Summary Financials - Expenses vs. Budgets</i></b>	<b>21</b>
Statewide Total – All Programs and Administration	21
Energy Efficiency Programs	22
C&I CHP-Fuel Cell Programs	23
Renewable Energy Programs	24
EDA Programs	25
NJCEP Administration	26
TRUE Grant	27
<b><i>Detailed Financials - Expenses by Cost Category</i></b>	<b>28</b>
Statewide Total – All Programs and Administration	28
Energy Efficiency Programs	29
C&I CHP-Fuel Cell Programs	30
Renewable Energy Programs	31
EDA Programs	32
NJCEP Administration	33
TRUE Grant	34

## Table of Contents (Cont'd)

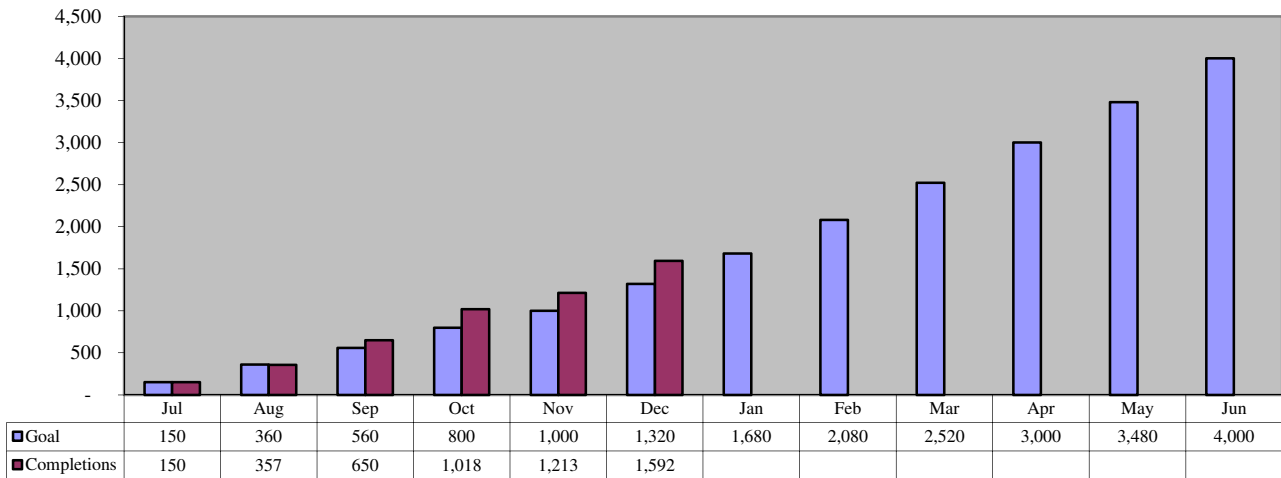
<b><i>Tracking Metrics</i></b>	<b>35</b>
Energy Efficiency Programs	35
CHP-Fuel Cell/Renewable Energy/EDA Programs	36
<b><i>Energy Savings and Generation</i></b>	<b>37</b>
Electric Energy Savings vs Annual Goals - Energy Efficiency Programs	37
Electric Energy Savings vs Annual Goals - All CHP/Fuel Cell Programs	38
Gas Energy Savings vs Annual Goals - Energy Efficiency Programs	39
Gas Energy Savings vs Annual Goals - All CHP/Fuel Cell Programs	40
Electric Energy Savings - Energy Efficiency Programs	41
Electric Energy Savings - All CHP/Fuel Cell Programs	42
Electric Generation - All CHP/Fuel Cell Programs	43
Electric Generation - Renewable Energy Programs	44
Natural Gas Energy Savings - Energy Efficiency Programs	45
Natural Gas Energy Savings - All CHP/Fuel Cell Programs	46
<b><i>Emissions Reductions</i></b>	<b>47</b>
Statewide Total – All Programs and Administration	47
Energy Efficiency Programs - Electric	48
Energy Efficiency Programs - Gas	49
All CHP/Fuel Cell Programs	50
Renewable Energy Programs	51
<b><i>Notes and Definitions</i></b>	<b>52</b>

# Progress Toward Goals by Program

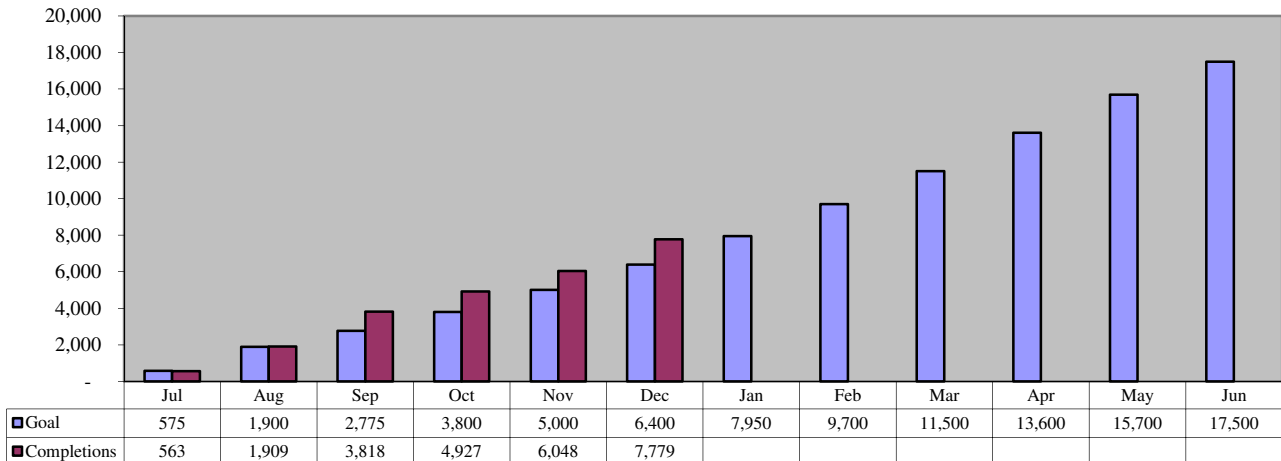
## Residential HVAC - Electric and Gas

Annual Budget	Expenditures YTD	Expenditures as % of Annual Budget
\$13,730,769	\$5,982,772	43.57%

**HVAC COOLAdvantage: Statewide Results  
Completions YTD**



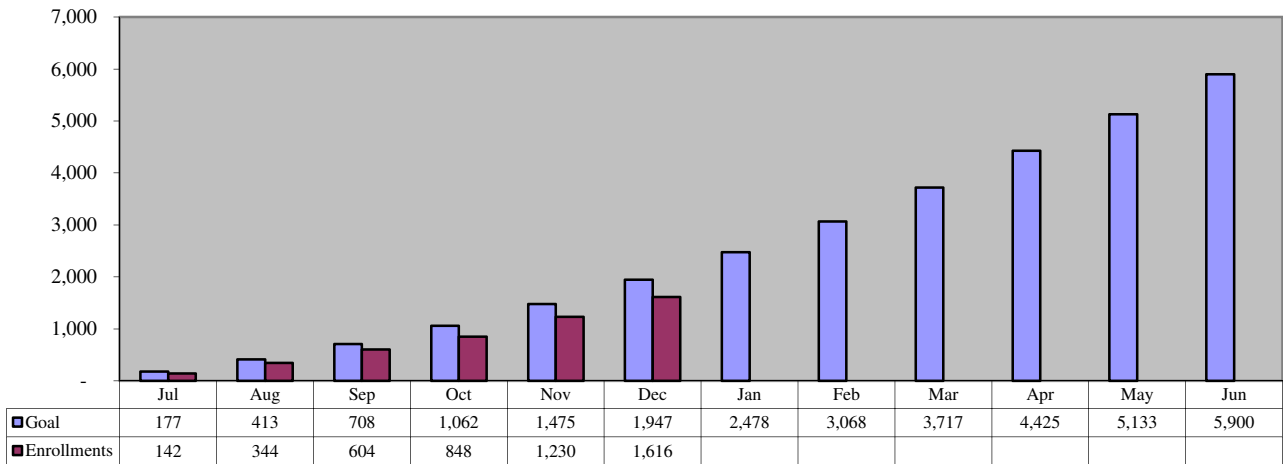
**HVAC WARMAdvantage: Statewide Results  
Completions YTD**



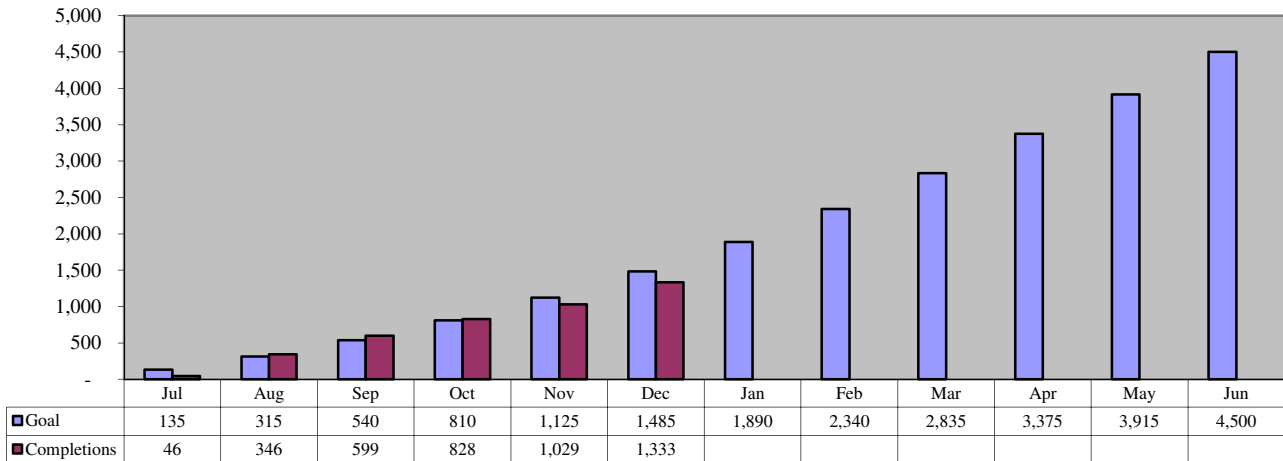
## Residential New Construction

Annual Budget	Expenditures YTD	Outstanding Commitments	Expenditures as % of Annual Budget	Expenditures and Committed as % of Annual Budget
\$18,910,093	\$3,159,673	\$9,018,420	16.71%	64.40%

**Residential New Construction: Statewide Results  
Program Enrollments YTD**



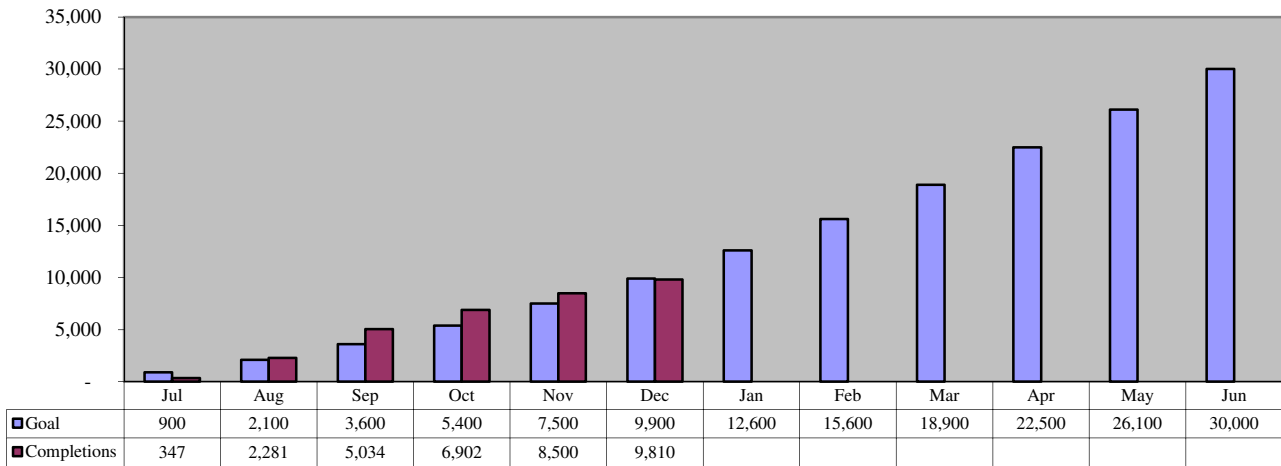
**Residential New Construction: Statewide Results  
Completed Jobs YTD**



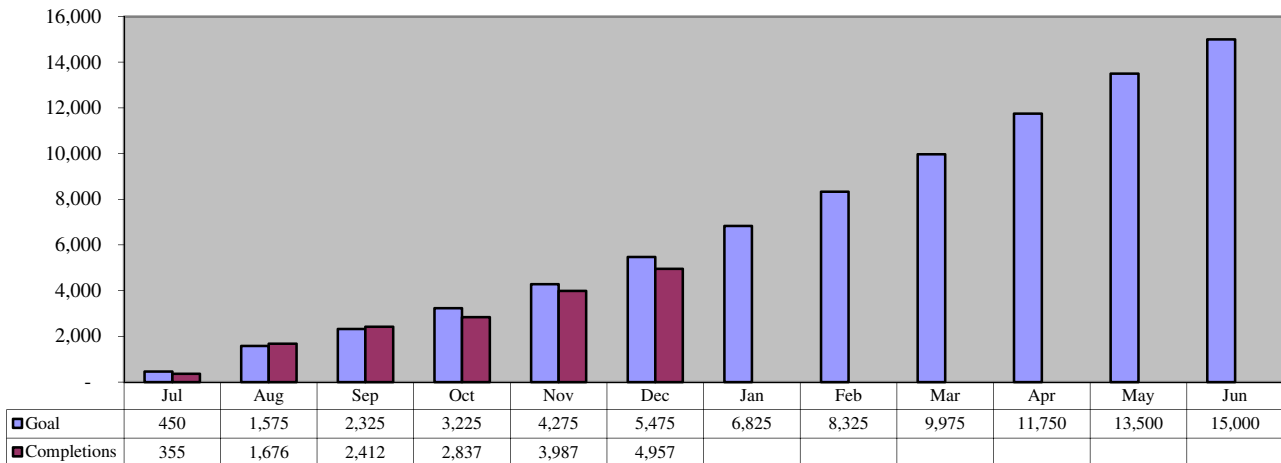
## Energy Efficient Products

Annual Budget	Expenditures YTD	Expenditures as % of Annual Budget
\$18,256,233	\$8,115,105	44.45%

### Energy Efficient Products, Washer: Statewide Results Washers Rebated YTD

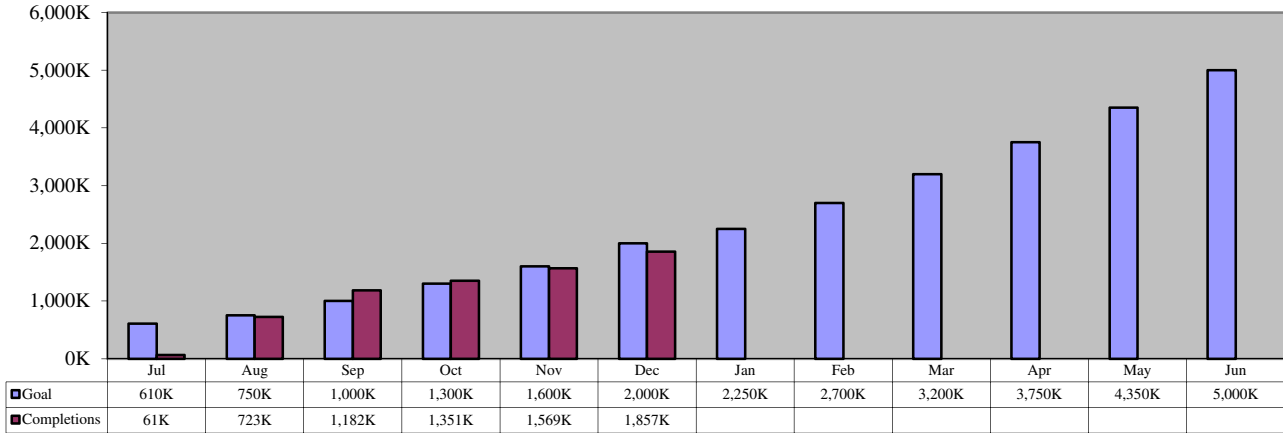


### Energy Efficient Products, Large Appliance Recycling: Statewide Results Appliances Recycled YTD

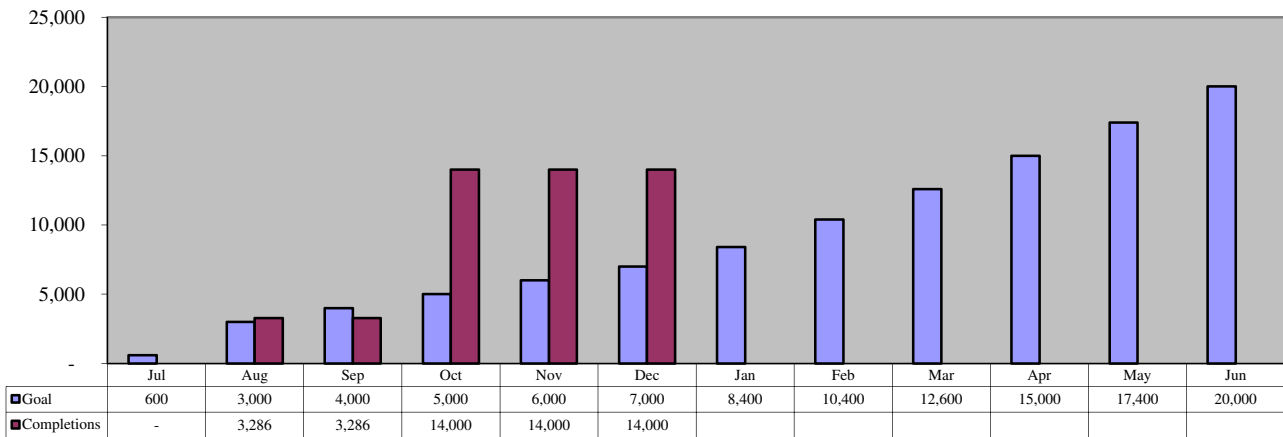


# Energy Efficient Products

**Energy Efficient Products, CFL's: Statewide Results  
CFL's Distributed YTD**

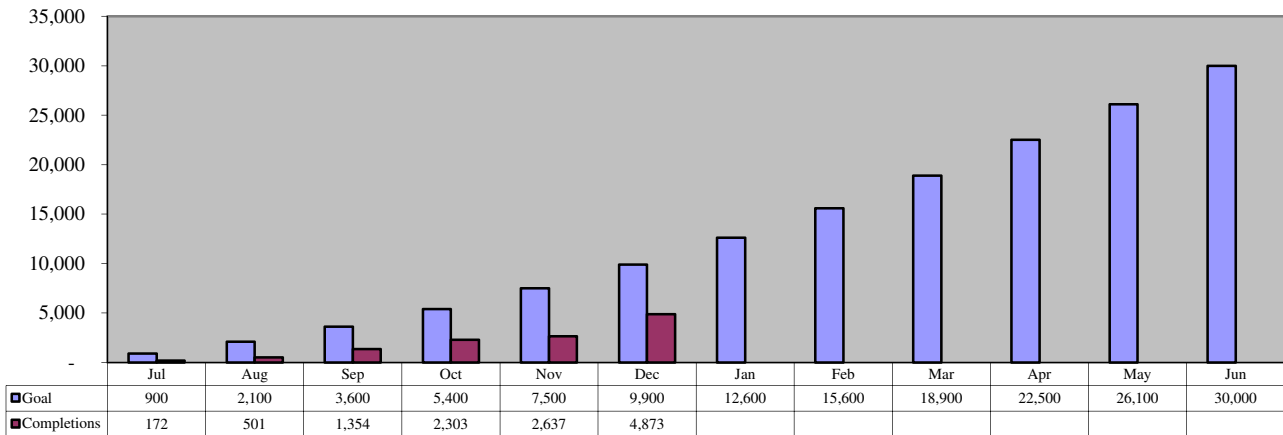


**Energy Efficient Products, Consumer Electronics: Statewide Results  
Consumer Electronics Rebated YTD**



## Energy Efficient Products

**Energy Efficient Products, Refrigerators: Statewide Results  
Refrigerators Rebated YTD**



### Green New Jersey Resource Team Progress Report

Partner	Distribution Target	Amount Distributed	Progress
Megalight	144,433	59,115	41%
TechniArt	151,323	85,253	56%

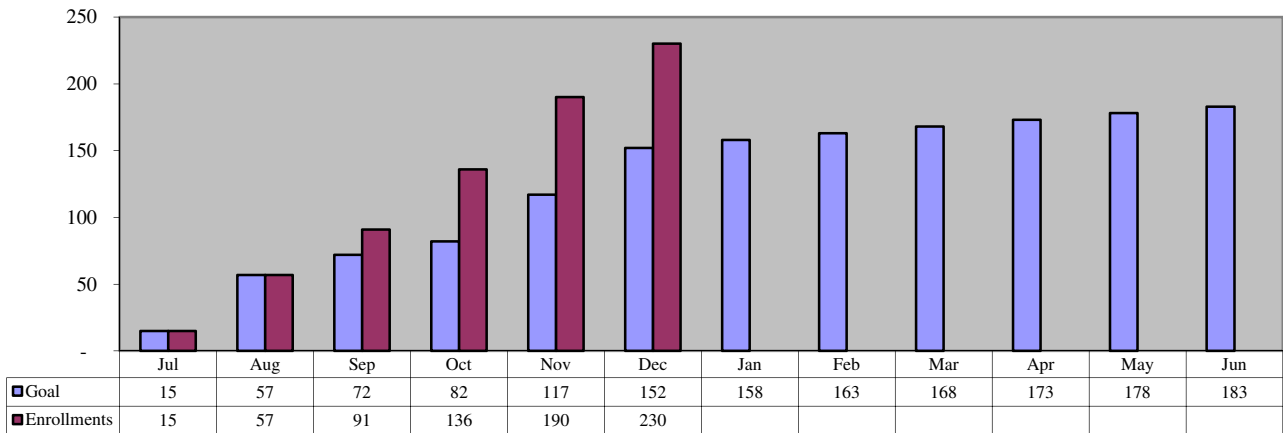
*GNJRT progress as of 12/31/2013*



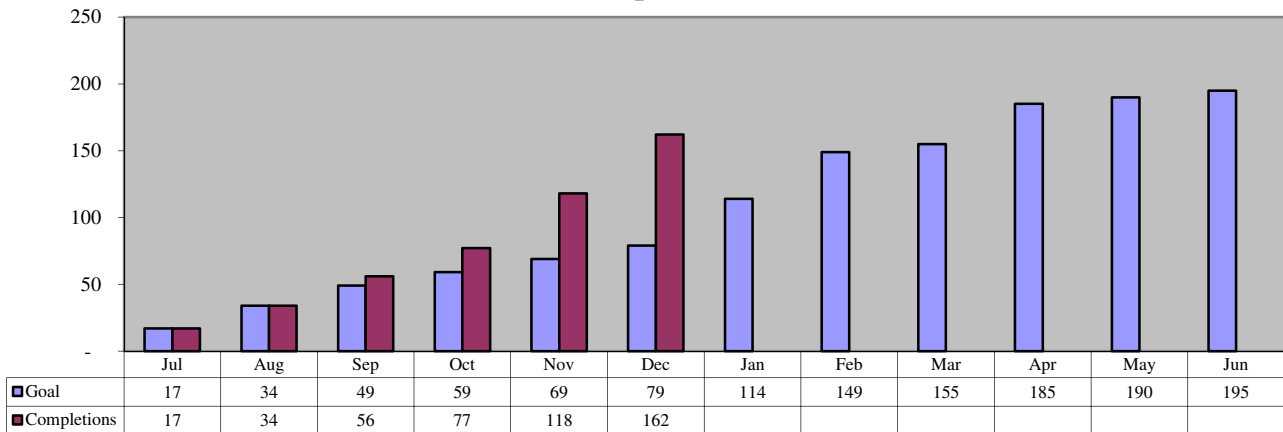
## Home Performance with ENERGY STAR

Annual Budget	Expenditures YTD	Outstanding Commitments	Expenditures as % of Annual Budget	Expenditures and Committed as % of Annual Budget
\$36,862,092	\$16,446,169	\$8,288,762	44.62%	67.10%

**Home Performance with Energy Star: Statewide Results  
Tier 2 Enrollments YTD**

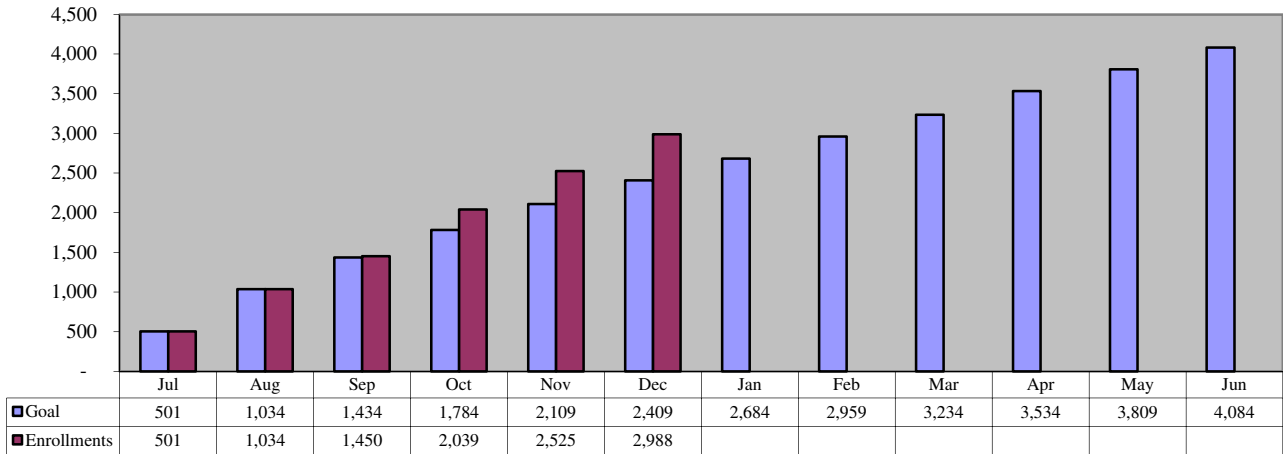


**Home Performance with Energy Star: Statewide Results  
Tier 2 Completions YTD**

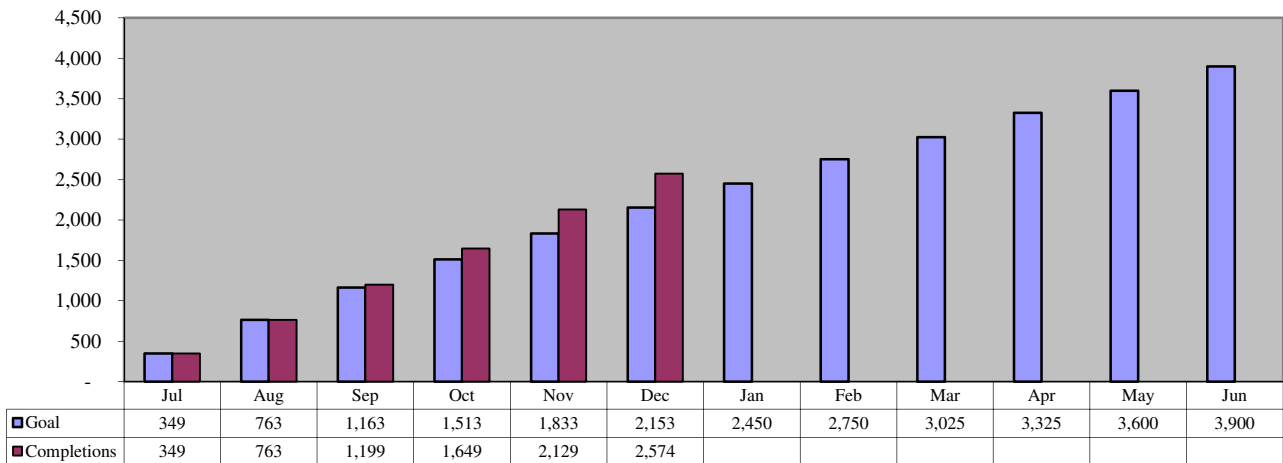


# Home Performance with ENERGY STAR

**Home Performance with Energy Star: Statewide Results  
Tier 3 Enrollments YTD**



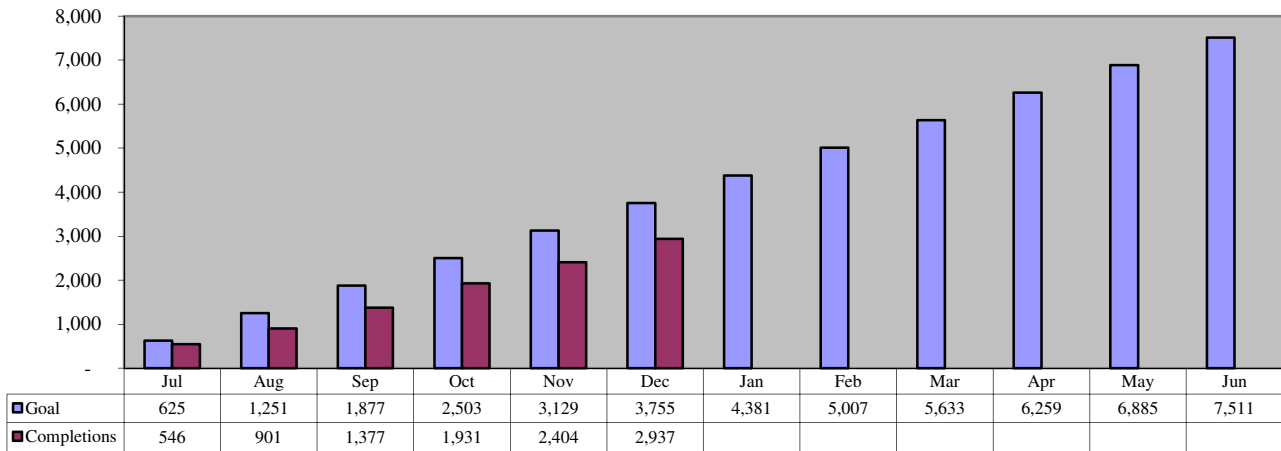
**Home Performance with Energy Star: Statewide Results  
Tier 3 Completions YTD**



## Comfort Partners

Annual Budget	Expenditures YTD	Expenditures as % of Annual Budget
\$35,102,473	\$14,304,826	40.75%

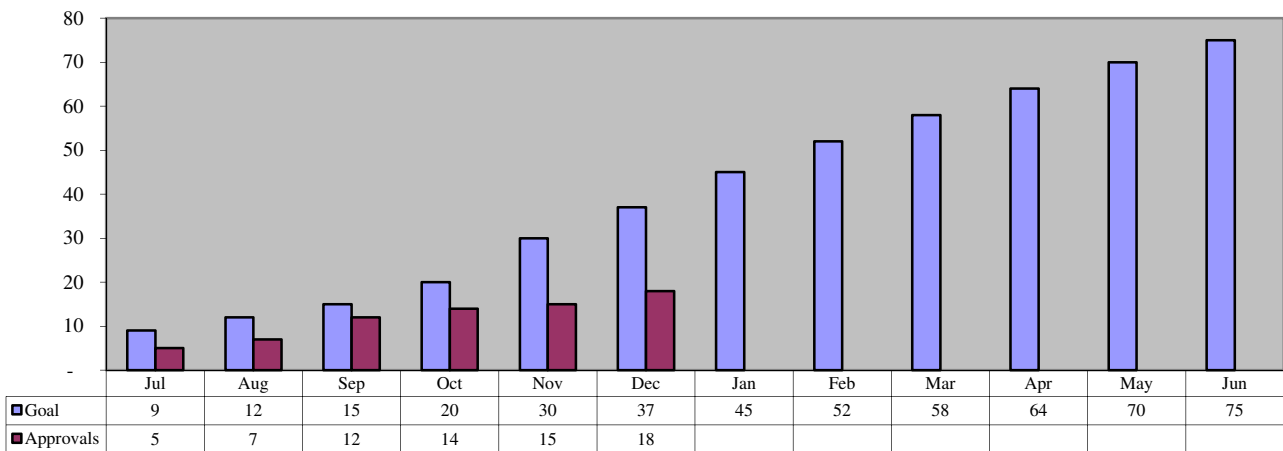
**Comfort Partners: Statewide Results  
Completed Jobs YTD**



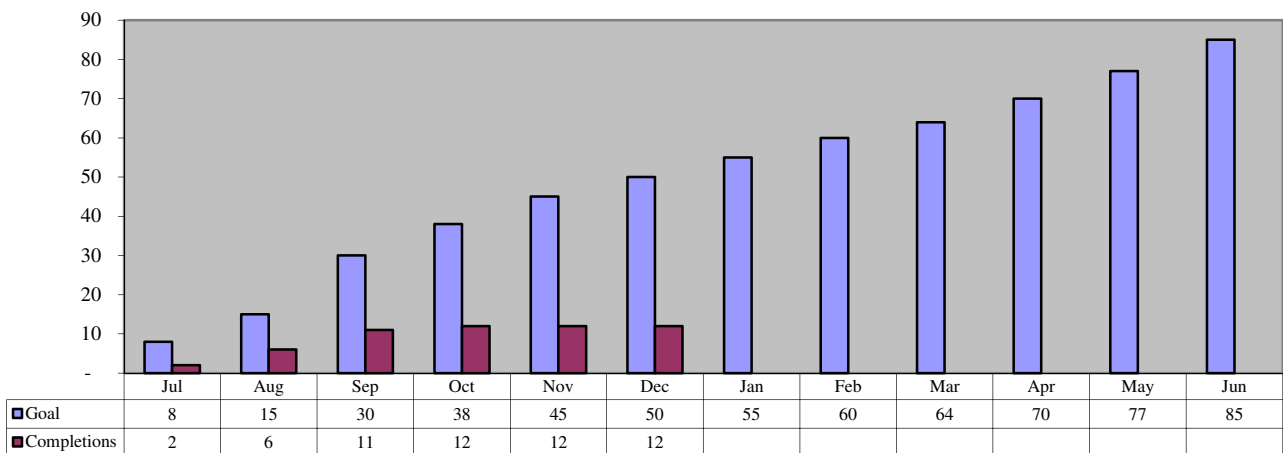
## C & I New Construction

Annual Budget	Expenditures YTD	Outstanding Commitments	Expenditures as % of Annual Budget	Expenditures and Committed as % of Annual Budget
\$1,812,226	\$377,683	\$706,844	20.84%	59.85%

**C&I New Construction : Statewide Results  
Approved Applications YTD**

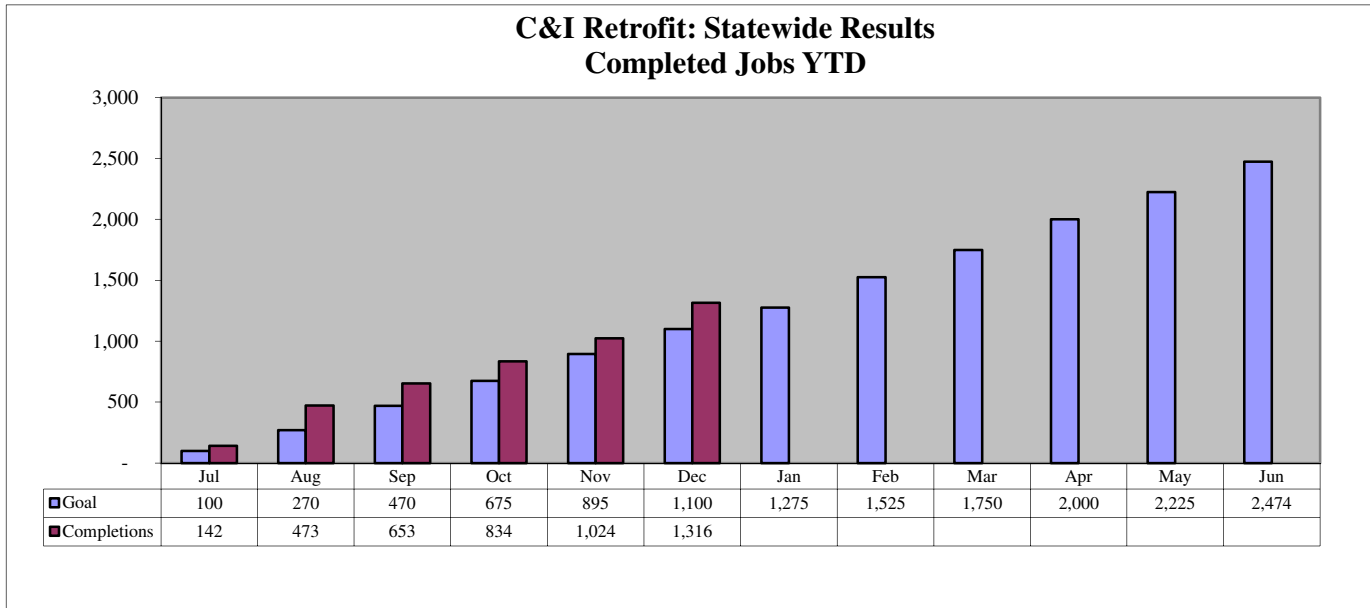


**C&I New Construction: Statewide Results  
Completed Jobs YTD**



## C & I Retrofit

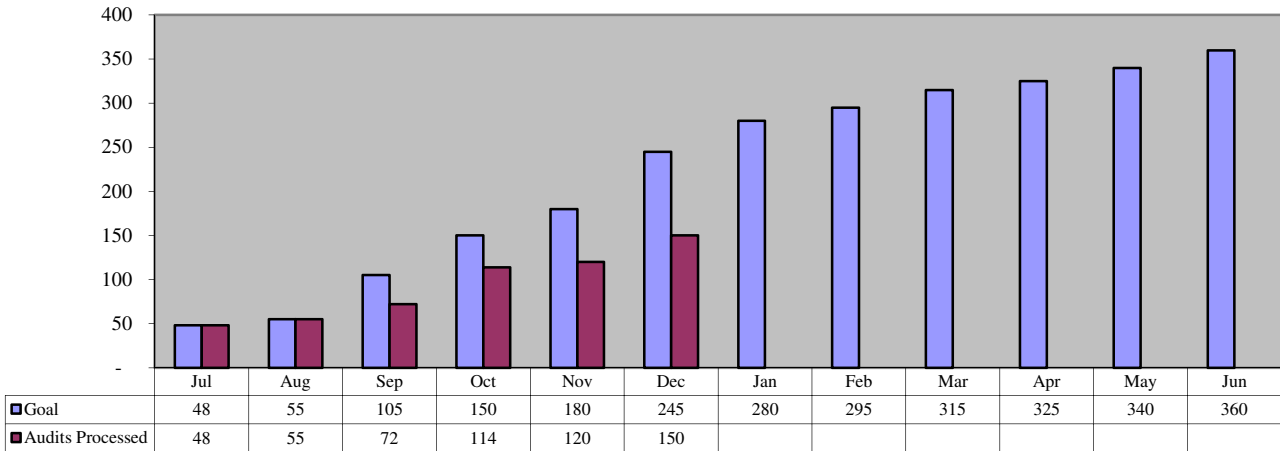
Annual Budget	Expenditures YTD	Outstanding Commitments	Expenditures as % of Annual Budget	Expenditures and Committed as % of Annual Budget
\$46,293,828	\$12,335,146	\$27,512,012	26.65%	86.07%



## Local Government Energy Audit

Annual Budget	Expenditures YTD	Outstanding Commitments	Expenditures as % of Annual Budget	Expenditures and Committed as % of Annual Budget
\$3,345,760	\$1,176,902	\$1,252,997	35.18%	72.63%

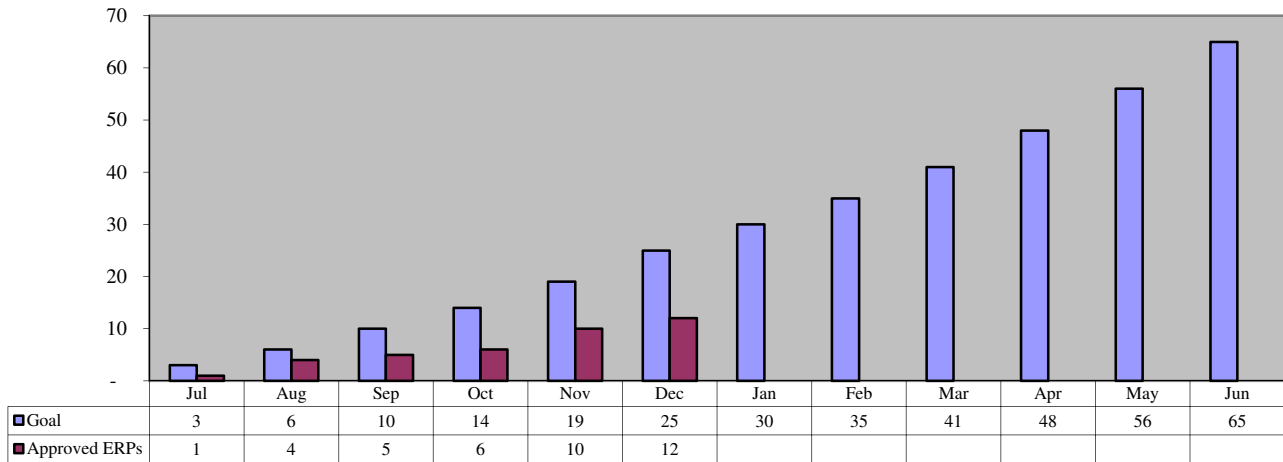
**Local Government Energy Audit: Statewide Results  
Audits Reviewed and Processed YTD**



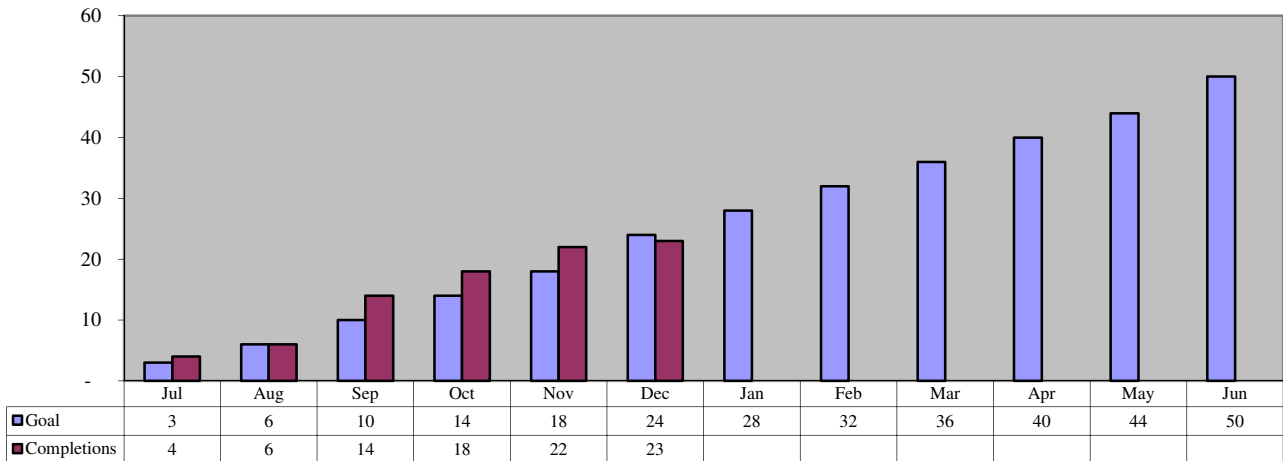
## Pay-for-Performance

Annual Budget	Expenditures YTD	Outstanding Commitments	Expenditures as % of Annual Budget	Expenditures and Committed as % of Annual Budget
\$51,952,274	\$5,446,833	\$24,956,767	10.48%	58.52%

### Pay for Performance: Statewide Results Approved Energy Reduction Plans YTD



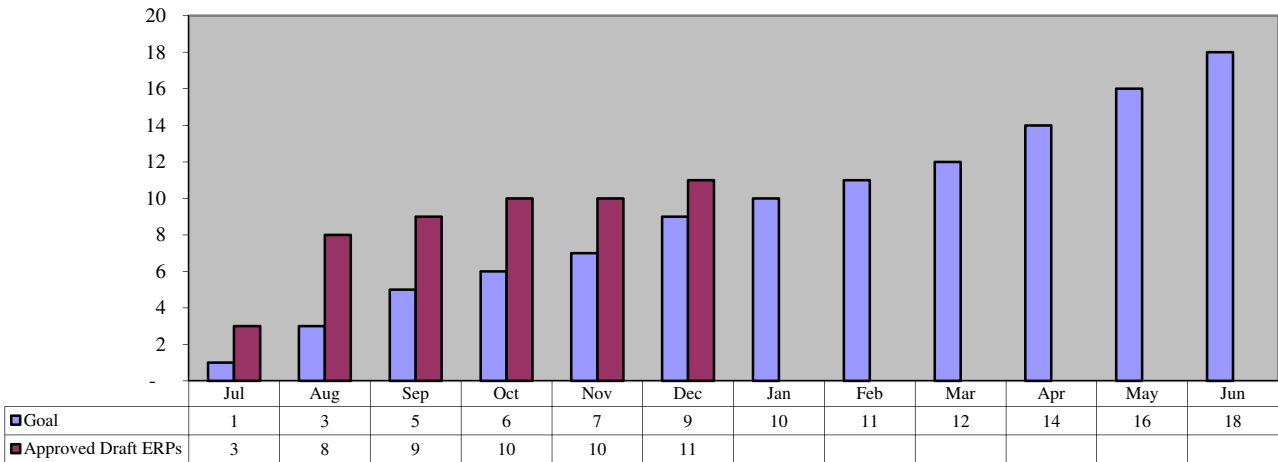
### Pay for Performance: Statewide Results Installations Completed YTD



## Pay-for-Performance New Construction

Annual Budget	Expenditures YTD	Outstanding Commitments	Expenditures as % of Annual Budget	Expenditures and Committed as % of Annual Budget
\$7,265,275	\$645,524	\$6,122,943	8.89%	93.16%

**Pay for Performance New Construction : Statewide Results  
Approved Draft Energy Reduction Plans YTD**

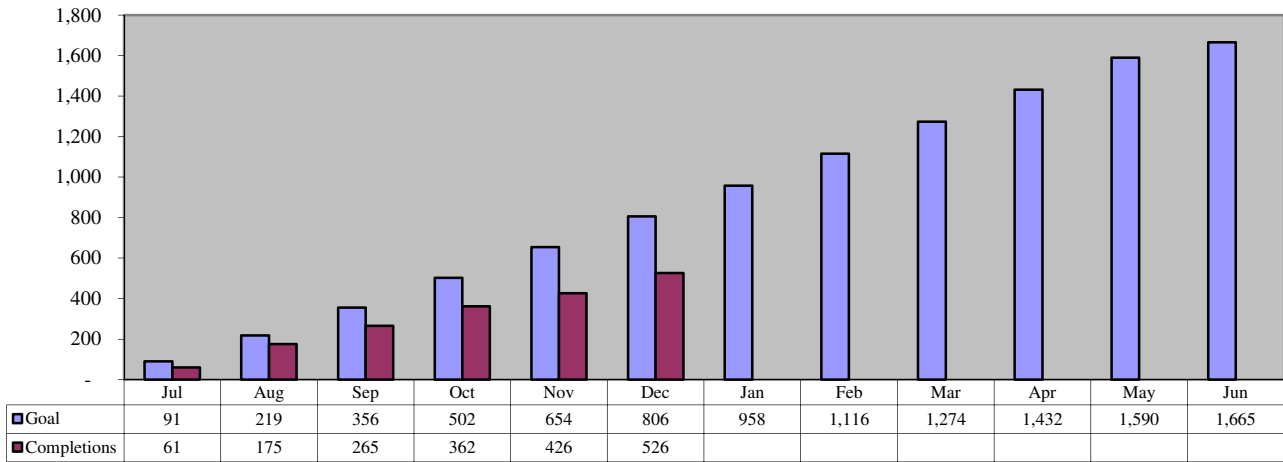




## Direct Install

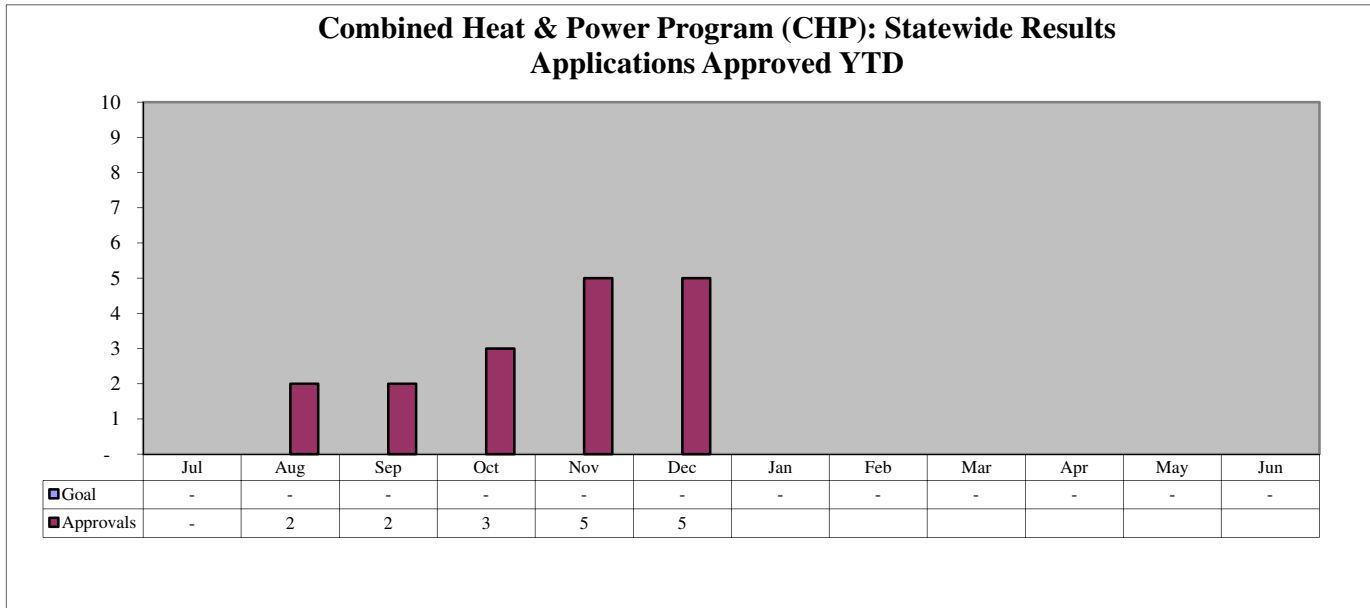
Annual Budget	Expenditures YTD	Outstanding Commitments	Expenditures as % of Annual Budget	Expenditures and Committed as % of Annual Budget
\$36,244,603	\$11,558,463	\$18,382,796	31.89%	82.61%

**Direct Install Program: Statewide Results  
Completed Jobs YTD**



## CHP-Fuel Cell: Large and Small

Annual Budget	Expenditures YTD	Outstanding Commitments	Expenditures as % of Annual Budget	Expenditures and Committed as % of Annual Budget
\$37,964,526	\$1,103,782	\$5,242,956	2.91%	16.72%

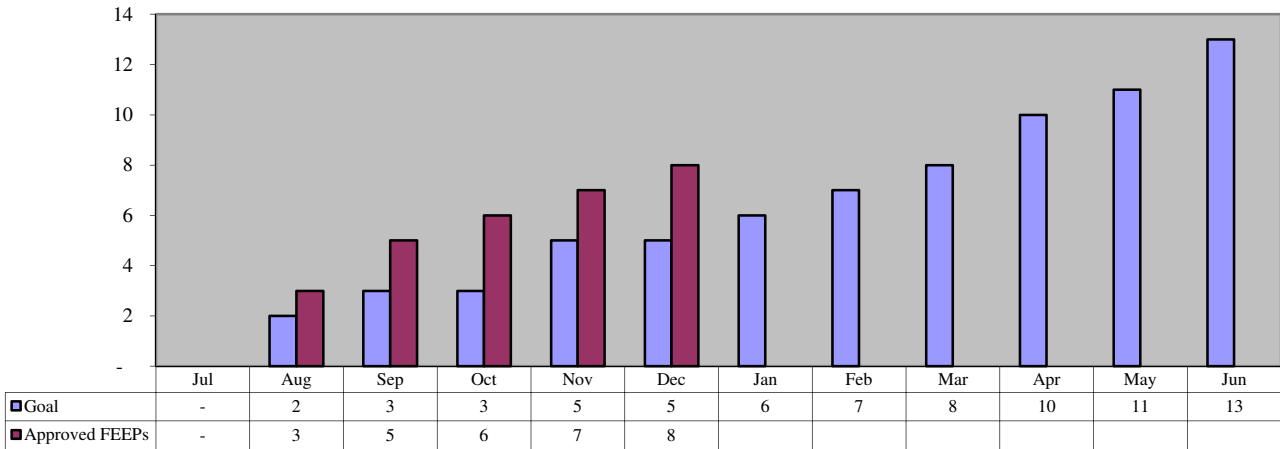


\* Goals have not been set for the CHP program.

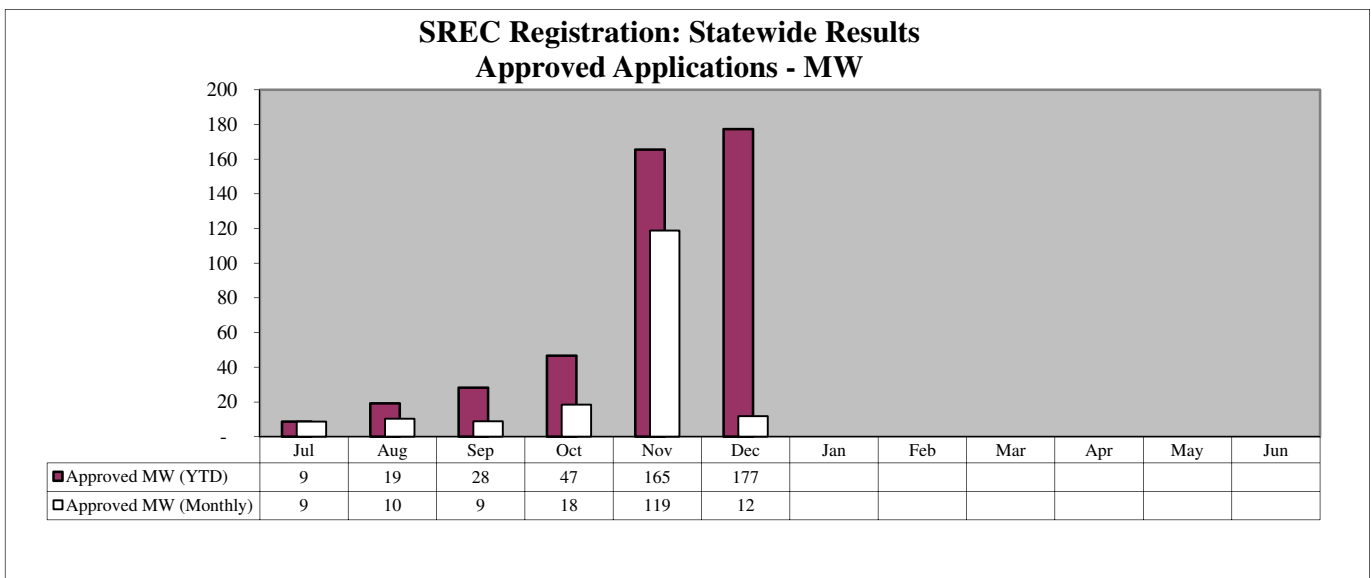
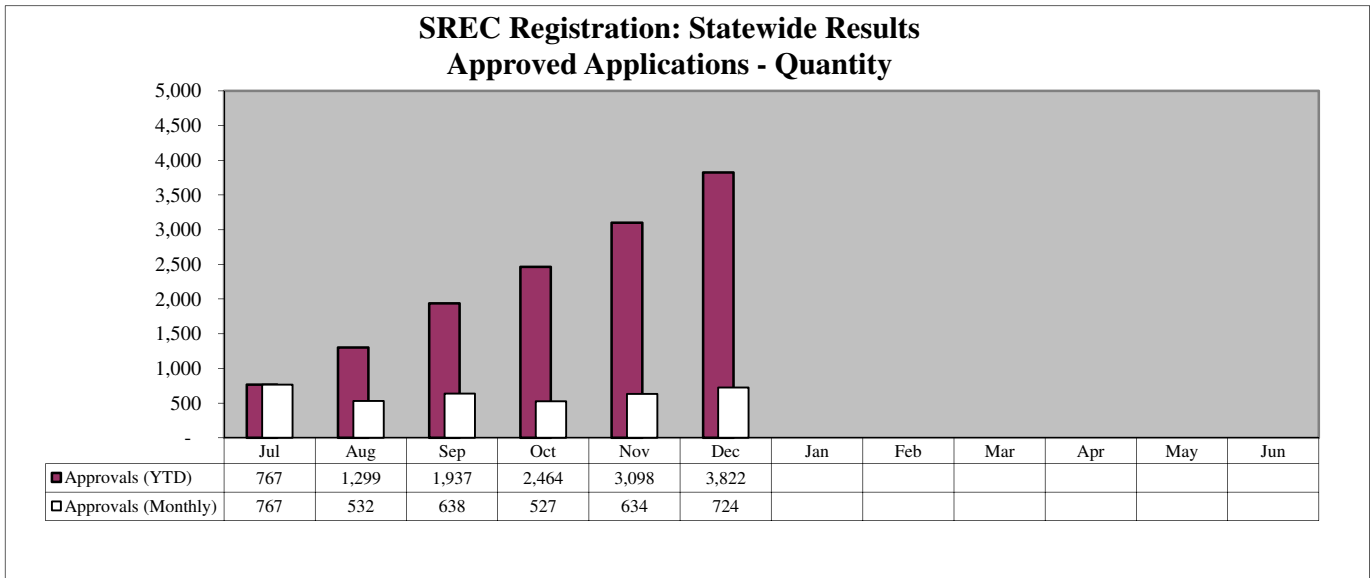
## Large Energy Users Program

Annual Budget	Expenditures YTD	Outstanding Commitments	Expenditures as % of Annual Budget	Expenditures and Committed as % of Annual Budget
\$30,853,782	\$1,928,051	\$11,637,698	6.25%	43.97%

**Large Energy Users Pilot Program (LEUP): Statewide Results  
Final Energy Efficiency Plans Approved YTD**



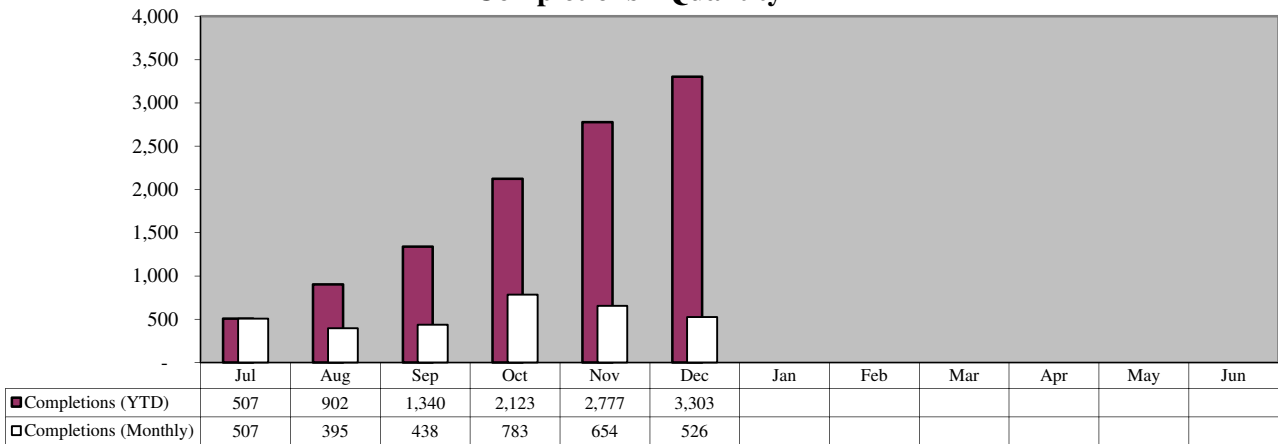
## SREC Registration



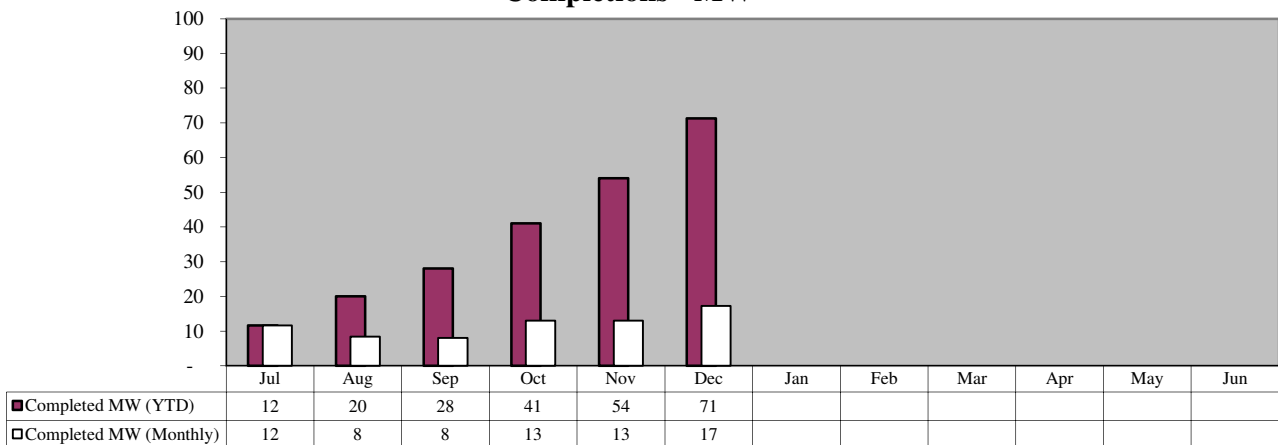
*The November SRP approvals includes 105.5 MW of capacity for eighteen subsection q projects that were approved by the Board.*

# SREC Registration

**SREC Registration: Statewide Results  
Completions - Quantity**



**SREC Registration: Statewide Results  
Completions - MW**



**New Jersey's Clean Energy Program**  
**Actual and Committed Expenses for Fiscal Year 2014**

Statewide Summary: New Jersey's Clean Energy Program  
 Reporting Period: 07-01-2013 thru 12-31-2013

Program	Approved Budget (a)	Actual Expenditures (b)	Committed Expenditures (c)	Actual and Committed Expenditures (d)=(b)+(c)	Actual Expenditures as % of Authorized (e)=(b)/(a)	Actual and Committed Expenditures as % of Authorized (f)=(d)/(a)
Energy Efficiency Programs	\$303,014,392.03	\$82,631,229.43	\$107,879,239.93	\$190,510,469.36	27.27%	62.87%
C&I CHP-Fuel Cell Programs	\$37,964,525.92	\$1,103,782.34	\$5,242,956.00	\$6,346,738.34	2.91%	16.72%
Renewable Energy Programs	\$20,311,137.42	\$1,761,563.32	\$11,585,698.27	\$13,347,261.59	8.67%	65.71%
EDA Programs	\$31,367,385.35	\$4,667,766.06	\$8,906,179.38	\$13,573,945.44	14.88%	43.27%
NJCEP Administration	\$12,635,232.71	\$1,570,258.94		\$1,570,258.94	12.43%	12.43%
TRUE Grant	\$12,793,600.21	\$0.00	\$12,793,600.21	\$12,793,600.21	0.00%	100.00%
<b>TOTAL</b>	<b>\$418,086,273.64</b>	<b>\$91,734,600.09</b>	<b>\$146,407,673.79</b>	<b>\$238,142,273.88</b>	<b>21.94%</b>	<b>56.96%</b>

**New Jersey's Clean Energy Program**  
**Actual and Committed Expenses for Fiscal Year 2014**

Statewide Summary: Energy Efficiency Programs  
Reporting Period: 07-01-2013 thru 12-31-2013

Program	Approved Budget (a)	Actual Expenditures (b)	Committed Expenditures (c)	Actual and Committed Expenditures (d)=(b)+(c)	Actual Expenditures as % of Authorized (e)=(b)/(a)	Actual and Committed Expenditures as % of Authorized (f)=(d)/(a)
<b>RESIDENTIAL ENERGY EFFICIENCY PROGRAMS</b>						
Residential HVAC - Electric & Gas	\$13,730,768.98	\$5,982,771.52		\$5,982,771.52	43.57%	43.57%
Residential New Construction	\$18,910,092.90	\$3,159,673.09	\$9,018,419.50	\$12,178,092.59	16.71%	64.40%
Energy Efficient Products	\$18,256,232.84	\$8,115,105.49		\$8,115,105.49	44.45%	44.45%
Home Performance with Energy Star	\$36,862,091.99	\$16,446,169.41	\$8,288,762.30	\$24,734,931.71	44.62%	67.10%
Marketing - Residential EE	\$1,309,984.00	\$617,814.34		\$617,814.34	47.16%	47.16%
<b>Sub-Total: Residential Energy Efficiency Programs</b>	<b>\$89,069,170.71</b>	<b>\$34,321,533.85</b>	<b>\$17,307,181.80</b>	<b>\$51,628,715.65</b>	<b>38.53%</b>	<b>57.96%</b>
<b>RESIDENTIAL LOW INCOME</b>						
Comfort Partners	\$35,102,473.20	\$14,304,825.62		\$14,304,825.62	40.75%	40.75%
<b>Sub-Total: Residential Low Income</b>	<b>\$35,102,473.20</b>	<b>\$14,304,825.62</b>	<b>\$0.00</b>	<b>\$14,304,825.62</b>	<b>40.75%</b>	<b>40.75%</b>
<b>C &amp; I ENERGY EFFICIENCY PROGRAMS</b>						
C&I New Construction	\$1,812,226.30	\$377,682.99	\$706,844.46	\$1,084,527.45	20.84%	59.85%
C&I Retrofit	\$46,293,828.21	\$12,335,145.87	\$27,512,011.78	\$39,847,157.65	26.65%	86.07%
Pay-for-Performance New Construction	\$7,265,275.46	\$645,524.24	\$6,122,943.30	\$6,768,467.54	8.89%	93.16%
Pay-for-Performance	\$51,952,273.75	\$5,446,833.10	\$24,956,766.75	\$30,403,599.85	10.48%	58.52%
Local Government Energy Audit	\$3,345,759.50	\$1,176,902.00	\$1,252,997.23	\$2,429,899.23	35.18%	72.63%
Direct Install	\$36,244,603.07	\$11,558,463.40	\$18,382,796.30	\$29,941,259.70	31.89%	82.61%
Marketing - Commercial & Industrial EE	\$1,075,000.00	\$536,267.52		\$536,267.52	49.89%	49.89%
Large Energy Users Program	\$30,853,781.83	\$1,928,050.84	\$11,637,698.31	\$13,565,749.15	6.25%	43.97%
<b>Sub-Total: C &amp; I Energy Efficiency Programs</b>	<b>\$178,842,748.12</b>	<b>\$34,004,869.96</b>	<b>\$90,572,058.13</b>	<b>\$124,576,928.09</b>	<b>19.01%</b>	<b>69.66%</b>
<b>TOTAL</b>	<b>\$303,014,392.03</b>	<b>\$82,631,229.43</b>	<b>\$107,879,239.93</b>	<b>\$190,510,469.36</b>	<b>27.27%</b>	<b>62.87%</b>

**New Jersey's Clean Energy Program**  
*Actual and Committed Expenses for Fiscal Year 2014*

Statewide Summary - C&I CHP-Fuel Cell Programs  
 Reporting Period: 07-01-2013 thru 12-31-2013

Program	Approved Budget (a)	Actual Expenditures (b)	Committed Expenditures (c)	Actual and Committed Expenditures (d)=(b)+(c)	Actual Expenditures as % of Authorized (e)=(b)/(a)	Actual and Committed Expenditures as % of Authorized (f)=(d)/(a)
CHP-Fuel Cell: Large and Small	\$37,964,525.92	\$1,103,782.34	\$5,242,956.00	\$6,346,738.34	2.91%	16.72%
<b>TOTAL</b>	<b>\$37,964,525.92</b>	<b>\$1,103,782.34</b>	<b>\$5,242,956.00</b>	<b>\$6,346,738.34</b>	<b>2.91%</b>	<b>16.72%</b>



**New Jersey's Clean Energy Program**  
*Actual and Committed Expenses for Fiscal Year 2014*

Statewide Summary: Renewable Energy Programs  
 Reporting Period: 07-01-2013 thru 12-31-2013

Program	Approved Budget (a)	Actual Expenditures (b)	Committed Expenditures (c)	Actual and Committed Expenditures (d)=(b)+(c)	Actual Expenditures as % of Authorized (e)=(b)/(a)	Actual and Committed Expenditures as % of Authorized (f)=(d)/(a)
Offshore Wind	\$350,800.70	\$100,367.29	\$0.00	\$100,367.29	28.61%	28.61%
Renewable Energy Program: Grid Connected (REDI)	\$256,320.00	\$0.00	\$256,320.00	\$256,320.00	0.00%	100.00%
Renewable Energy Incentive Program	\$19,487,818.30	\$1,661,196.03	\$11,283,055.00	\$12,944,251.03	8.52%	66.42%
Edison Innovation Clean Energy Fund (CST)	\$216,198.42	\$0.00	\$46,323.27	\$46,323.27	0.00%	21.43%
<b>TOTAL</b>	<b>\$20,311,137.42</b>	<b>\$1,761,563.32</b>	<b>\$11,585,698.27</b>	<b>\$13,347,261.59</b>	<b>8.67%</b>	<b>65.71%</b>

**New Jersey's Clean Energy Program**  
**Actual and Committed Expenses for Fiscal Year 2014**

Statewide Summary: EDA Programs  
 Reporting Period: 07-01-2013 thru 12-31-2013

Program	Approved Budget (a)	Actual Expenditures (b)	Committed Expenditures (c)	Actual and Committed Expenditures (d)=(b)+(c)	Actual Expenditures as % of Authorized (e)=(b)/(a)	Actual and Committed Expenditures as % of Authorized (f)=(d)/(a)
Clean Energy Manufacturing Fund (CEMF)	\$9,268,556.05	\$356,095.38	\$2,687,219.38	\$3,043,314.76	3.84%	32.83%
Edison Innovation Green Growth Fund (EIGGF)	\$5,696,319.29	\$1,830,785.34	\$1,070,000.00	\$2,900,785.34	32.14%	50.92%
Large CHP Solicitation	\$16,402,510.01	\$2,480,885.34	\$5,148,960.00	\$7,629,845.34	15.13%	46.52%
<b>TOTAL</b>	<b>\$31,367,385.35</b>	<b>\$4,667,766.06</b>	<b>\$8,906,179.38</b>	<b>\$13,573,945.44</b>	<b>14.88%</b>	<b>43.27%</b>

**New Jersey's Clean Energy Program**  
**Actual and Committed Expenses for Fiscal Year 2014**

Statewide Summary: NJCEP Administration  
Reporting Period: 07-01-2013 thru 12-31-2013

Program	Approved Budget (a)	Actual Expenditures (b)	Actual Expenditures as % of Authorized (c)=(b)/(a)
<b>OCE ADMINISTRATION AND OVERHEAD</b>			
OCE Staff and Overhead	\$3,076,659.54	\$5,347.88	0.17%
Program Coordinator	\$1,862,870.58	\$955,842.00	51.31%
<b>Sub-Total: Oce Administration And Overhead</b>	<b>\$4,939,530.12</b>	<b>\$961,189.88</b>	<b>19.46%</b>
<b>MEMBERSHIPS-DUES</b>			
Sponsorships	\$100,000.00	\$83,179.38	83.18%
<b>Sub-Total: Memberships-Dues</b>	<b>\$100,000.00</b>	<b>\$83,179.38</b>	<b>83.18%</b>
<b>OCE EVALUATION AND RELATED RESEARCH</b>			
Rutgers-CEEEP	\$1,884,236.87	\$355,985.98	18.89%
Funding Reconciliation	\$52,545.00	\$0.00	0.00%
Program Evaluation	\$2,000,000.00	\$0.00	0.00%
<b>Sub-Total: Oce Evaluation And Related Research</b>	<b>\$3,936,781.87</b>	<b>\$355,985.98</b>	<b>9.04%</b>
<b>MISCELLANEOUS</b>			
Outreach and Education/Community Partner Grants	\$62,562.78	\$0.00	0.00%
Clean Energy Business Website	\$60,000.00	\$0.00	0.00%
Sustainable Jersey	\$1,001,357.94	\$169,903.70	16.97%
DCA RE Firefighter Training	\$35,000.00	\$0.00	0.00%
Program Transition	\$2,500,000.00	\$0.00	0.00%
<b>Sub-Total: Miscellaneous</b>	<b>\$3,658,920.72</b>	<b>\$169,903.70</b>	<b>4.64%</b>
<b>TOTAL</b>	<b>\$12,635,232.71</b>	<b>\$1,570,258.94</b>	<b>12.43%</b>

**New Jersey's Clean Energy Program**  
**Actual and Committed Expenses for Fiscal Year 2014**

Statewide Summary: TRUE Grant  
 Reporting Period: 07-01-2013 thru 12-31-2013

Program	Approved Budget <sup>(1)</sup>	Actual Expenditures <sup>(2)</sup>	Committed Expenditures	Actual and Committed Expenditures	Actual Expenditures as % of Authorized	Actual and Committed Expenditures as % of Authorized
TRUE Grant	\$12,793,600.21	\$0.00	\$12,793,600.21	\$12,793,600.21	0.00%	100.00%
<b>TOTAL</b>	<b>\$12,793,600.21</b>	<b>\$0.00</b>	<b>\$12,793,600.21</b>	<b>\$12,793,600.21</b>	<b>0.00%</b>	<b>100.00%</b>

(1) The FY2014 Budget for the True Grant program represents the original \$25 million grant less actual expenditures reported through June 30, 2013.

(2) The Actual Expenditures reported here are those incurred during the reporting period by the Affordable Housing Alliance, Inc. (AHA) in the implementation and management of the TRUE Grant program. Disbursements from the Clean Energy Trust Fund are made in accordance with the provisions of the Agreement between the AHA and the NJBPU dated March 4, 2011. As of December 31, 2013, such disbursements total \$16,625,500.00

**New Jersey's Clean Energy Program**  
**Detailed Expense Data for Fiscal Year 2014**

Statewide Summary: New Jersey's Clean Energy Program  
 Reporting Period: 07-01-2013 thru 12-31-2013

Program	Total Actual NJCEP Expenditures	Administration & Program Development	Sales, Call Centers, Marketing and Website	Training	Rebates, Grants, and Other Direct Incentives	Rebate Processing, Inspections, and Other Quality Control	Evaluation and Related Research
Energy Efficiency Programs	\$82,631,229.43	\$4,715,511.45	\$1,357,705.23	\$1,002,741.67	\$69,987,159.91	\$5,280,434.13	\$287,677.04
C&I CHP-Fuel Cell Programs	\$1,103,782.34	\$0.00	\$0.00	\$0.00	\$1,078,364.00	\$25,418.34	\$0.00
Renewable Energy Programs	\$1,761,563.32	\$688,103.46	\$0.00	\$0.00	\$197,966.05	\$875,493.81	\$0.00
EDA Programs	\$4,667,766.06	\$302,356.02	\$0.00	\$0.00	\$4,365,410.04	\$0.00	\$0.00
NJCEP Administration	\$1,570,258.94	\$309,171.88	\$267,468.00	\$0.00	\$253,083.08	\$383,850.00	\$356,685.98
TRUE Grant	\$0.00	\$0.00	\$0.00	\$0.00	\$0.00	\$0.00	\$0.00
<b>TOTAL</b>	<b>\$91,734,600.09</b>	<b>\$6,015,142.81</b>	<b>\$1,625,173.23</b>	<b>\$1,002,741.67</b>	<b>\$75,881,983.08</b>	<b>\$6,565,196.28</b>	<b>\$644,363.02</b>
<b>Percent of Total</b>	<b>100.00%</b>	<b>6.56%</b>	<b>1.77%</b>	<b>1.09%</b>	<b>82.72%</b>	<b>7.16%</b>	<b>0.70%</b>

**New Jersey's Clean Energy Program**  
**Detailed Expense Data for Fiscal Year 2014**

Statewide Summary: Energy Efficiency Programs  
 Reporting Period: 07-01-2013 thru 12-31-2013

Program	Total Actual NJCEP Expenditures	Administration & Program Development	Sales, Call Centers, Marketing and Website	Training	Rebates, Grants, and Other Direct Incentives	Rebate Processing, Inspections, and Other Quality Control	Evaluation and Related Research
<b>RESIDENTIAL ENERGY EFFICIENCY PROGRAMS</b>							
Residential HVAC - Electric & Gas	\$5,982,771.52	\$653,382.00	\$0.00	\$365,801.86	\$3,976,850.02	\$986,737.64	\$0.00
Residential New Construction	\$3,159,673.09	\$624,696.00	\$0.00	\$0.00	\$2,365,886.07	\$169,091.02	\$0.00
Energy Efficient Products	\$8,115,105.49	\$940,455.92	\$0.00	\$0.00	\$6,961,145.21	\$213,504.36	\$0.00
Home Performance with Energy Star	\$16,446,169.41	\$522,210.54	\$0.00	\$0.00	\$14,798,634.50	\$1,125,324.37	\$0.00
Marketing - Residential EE	\$617,814.34	\$0.00	\$617,814.34	\$0.00	\$0.00	\$0.00	\$0.00
<b>Sub-Total: Residential Energy Efficiency Programs</b>	<b>\$34,321,533.85</b>	<b>\$2,740,744.46</b>	<b>\$617,814.34</b>	<b>\$365,801.86</b>	<b>\$28,102,515.80</b>	<b>\$2,494,657.39</b>	<b>\$0.00</b>
<b>RESIDENTIAL LOW INCOME</b>							
Comfort Partners	\$14,304,825.62	\$1,000,706.59	\$203,623.37	\$108,357.81	\$11,897,510.31	\$806,950.50	\$287,677.04
<b>Sub-Total: Residential Low Income</b>	<b>\$14,304,825.62</b>	<b>\$1,000,706.59</b>	<b>\$203,623.37</b>	<b>\$108,357.81</b>	<b>\$11,897,510.31</b>	<b>\$806,950.50</b>	<b>\$287,677.04</b>
<b>C &amp; I ENERGY EFFICIENCY PROGRAMS</b>							
C&I New Construction	\$377,682.99	\$98,727.00	\$0.00	\$121,795.50	\$134,892.92	\$22,267.57	\$0.00
C&I Retrofit	\$12,335,145.87	\$307,775.40	\$0.00	\$131,539.14	\$10,609,874.56	\$1,285,956.77	\$0.00
Pay-for-Performance New Construction	\$645,524.24	\$49,800.00	\$0.00	\$125,580.04	\$437,644.20	\$32,500.00	\$0.00
Pay-for-Performance	\$5,446,833.10	\$227,400.00	\$0.00	\$149,667.32	\$4,943,346.76	\$126,419.02	\$0.00
Local Government Energy Audit	\$1,176,902.00	\$60,000.00	\$0.00	\$0.00	\$789,662.00	\$327,240.00	\$0.00
Direct Install	\$11,558,463.40	\$180,000.00	\$0.00	\$0.00	\$11,251,908.40	\$126,555.00	\$0.00
Marketing - Commercial & Industrial EE	\$536,267.52	\$0.00	\$536,267.52	\$0.00	\$0.00	\$0.00	\$0.00
Large Energy Users Program	\$1,928,050.84	\$50,358.00	\$0.00	\$0.00	\$1,819,804.96	\$57,887.88	\$0.00
<b>Sub-Total: C &amp; I Energy Efficiency Programs</b>	<b>\$34,004,869.96</b>	<b>\$974,060.40</b>	<b>\$536,267.52</b>	<b>\$528,582.00</b>	<b>\$29,987,133.80</b>	<b>\$1,978,826.24</b>	<b>\$0.00</b>
<b>TOTAL</b>	<b>\$82,631,229.43</b>	<b>\$4,715,511.45</b>	<b>\$1,357,705.23</b>	<b>\$1,002,741.67</b>	<b>\$69,987,159.91</b>	<b>\$5,280,434.13</b>	<b>\$287,677.04</b>
<b>Percent of Total</b>	<b>100.00%</b>	<b>5.71%</b>	<b>1.64%</b>	<b>1.21%</b>	<b>84.70%</b>	<b>6.39%</b>	<b>0.35%</b>

## New Jersey's Clean Energy Program

### Detailed Expense Data for Fiscal Year 2014

Statewide Summary: C&I CHP-Fuel Cell Programs  
Reporting Period: 07-01-2013 thru 12-31-2013

Program	Total Actual NJCEP Expenditures	Administration & Program Development	Sales, Call Centers, Marketing and Website	Training	Rebates, Grants, and Other Direct Incentives	Rebate Processing, Inspections, and Other Quality Control	Evaluation and Related Research
CHP-Fuel Cell: Large and Small	\$1,103,782.34	\$0.00	\$0.00	\$0.00	\$1,078,364.00	\$25,418.34	\$0.00
<b>TOTAL</b>	<b>\$1,103,782.34</b>	<b>\$0.00</b>	<b>\$0.00</b>	<b>\$0.00</b>	<b>\$1,078,364.00</b>	<b>\$25,418.34</b>	<b>\$0.00</b>
<b>Percent of Total</b>	<b>100.00%</b>	<b>0.00%</b>	<b>0.00%</b>	<b>0.00%</b>	<b>97.70%</b>	<b>2.30%</b>	<b>0.00%</b>

**New Jersey's Clean Energy Program**  
**Detailed Expense Data for Fiscal Year 2014**

Statewide Summary: Renewable Energy Programs  
 Reporting Period: 07-01-2013 thru 12-31-2013

<b>Program</b>	<b>Total Actual NJCEP Expenditures</b>	<b>Administration &amp; Program Development</b>	<b>Sales, Call Centers, Marketing and Website</b>	<b>Training</b>	<b>Rebates, Grants, and Other Direct Incentives</b>	<b>Rebate Processing, Inspections, and Other Quality Control</b>	<b>Evaluation and Related Research</b>
Offshore Wind	\$100,367.29	\$0.00	\$0.00	\$0.00	\$100,367.29	\$0.00	\$0.00
Renewable Energy Program: Grid Connected (REDI)	\$0.00	\$0.00	\$0.00	\$0.00	\$0.00	\$0.00	\$0.00
Renewable Energy Incentive Program	\$1,661,196.03	\$688,103.46	\$0.00	\$0.00	\$97,598.76	\$875,493.81	\$0.00
Edison Innovation Clean Energy Fund (CST)	\$0.00	\$0.00	\$0.00	\$0.00	\$0.00	\$0.00	\$0.00
<b>TOTAL</b>	<b>\$1,761,563.32</b>	<b>\$688,103.46</b>	<b>\$0.00</b>	<b>\$0.00</b>	<b>\$197,966.05</b>	<b>\$875,493.81</b>	<b>\$0.00</b>
<b>Percent of Total</b>	<b>100.00%</b>	<b>39.06%</b>	<b>0.00%</b>	<b>0.00%</b>	<b>11.24%</b>	<b>49.70%</b>	<b>0.00%</b>



**New Jersey's Clean Energy Program**  
**Detailed Expense Data for Fiscal Year 2014**

Statewide Summary: EDA Programs  
 Reporting Period: 07-01-2013 thru 12-31-2013

Program	Total Actual NJCEP Expenditures	Administration & Program Development	Sales, Call Centers, Marketing and Website	Training	Rebates, Grants, and Other Direct Incentives	Rebate Processing, Inspections, and Other Quality Control	Evaluation and Related Research
Clean Energy Manufacturing Fund (CEMF)	\$356,095.38	\$100,785.34	\$0.00	\$0.00	\$255,310.04	\$0.00	\$0.00
Edison Innovation Green Growth Fund (EIGGF)	\$1,830,785.34	\$100,785.34	\$0.00	\$0.00	\$1,730,000.00	\$0.00	\$0.00
Large CHP Solicitation	\$2,480,885.34	\$100,785.34	\$0.00	\$0.00	\$2,380,100.00	\$0.00	\$0.00
<b>TOTAL</b>	<b>\$4,667,766.06</b>	<b>\$302,356.02</b>	<b>\$0.00</b>	<b>\$0.00</b>	<b>\$4,365,410.04</b>	<b>\$0.00</b>	<b>\$0.00</b>
<b>Percent of Total</b>	<b>100.00%</b>	<b>6.48%</b>	<b>0.00%</b>	<b>0.00%</b>	<b>93.52%</b>	<b>0.00%</b>	<b>0.00%</b>

**New Jersey's Clean Energy Program**  
**Detailed Expense Data for Fiscal Year 2014**

Statewide Summary: NJCEP Administration  
 Reporting Period: 07-01-2013 thru 12-31-2013

Program	Total Actual NJCEP Expenditures	Administration & Program Development	Sales, Call Centers, Marketing and Website	Training	Rebates, Grants, and Other Direct Incentives	Rebate Processing, Inspections, and Other Quality Control	Evaluation and Related Research
<b>OCE ADMINISTRATION AND OVERHEAD</b>							
OCE Staff and Overhead	\$5,347.88	\$5,347.88	\$0.00	\$0.00	\$0.00	\$0.00	\$0.00
Program Coordinator	\$955,842.00	\$303,824.00	\$267,468.00	\$0.00	\$0.00	\$383,850.00	\$700.00
<b>Sub-Total: Oce Administration And Overhead</b>	<b>\$961,189.88</b>	<b>\$309,171.88</b>	<b>\$267,468.00</b>	<b>\$0.00</b>	<b>\$0.00</b>	<b>\$383,850.00</b>	<b>\$700.00</b>
<b>MEMBERSHIPS-DUES</b>							
FY14 Sponsorships	\$83,179.38	\$0.00	\$0.00	\$0.00	\$83,179.38	\$0.00	\$0.00
<b>Sub-Total: Memberships-Dues</b>	<b>\$83,179.38</b>	<b>\$0.00</b>	<b>\$0.00</b>	<b>\$0.00</b>	<b>\$83,179.38</b>	<b>\$0.00</b>	<b>\$0.00</b>
<b>OCE EVALUATION AND RELATED RESEARCH</b>							
Rutgers-CEEEP	\$355,985.98	\$0.00	\$0.00	\$0.00	\$0.00	\$0.00	\$355,985.98
Funding Reconciliation	\$0.00	\$0.00	\$0.00	\$0.00	\$0.00	\$0.00	\$0.00
Program Evaluation	\$0.00	\$0.00	\$0.00	\$0.00	\$0.00	\$0.00	\$0.00
<b>Sub-Total: Oce Evaluation And Related Research</b>	<b>\$355,985.98</b>	<b>\$0.00</b>	<b>\$0.00</b>	<b>\$0.00</b>	<b>\$0.00</b>	<b>\$0.00</b>	<b>\$355,985.98</b>
<b>MISCELLANEOUS</b>							
Outreach and Education/Community Partner Grants	\$0.00	\$0.00	\$0.00	\$0.00	\$0.00	\$0.00	\$0.00
Clean Energy Business Website	\$0.00	\$0.00	\$0.00	\$0.00	\$0.00	\$0.00	\$0.00
Sustainable Jersey	\$169,903.70	\$0.00	\$0.00	\$0.00	\$169,903.70	\$0.00	\$0.00
DCA RE Firefighter Training	\$0.00	\$0.00	\$0.00	\$0.00	\$0.00	\$0.00	\$0.00
Program Transition	\$0.00	\$0.00	\$0.00	\$0.00	\$0.00	\$0.00	\$0.00
<b>Sub-Total: Miscellaneous</b>	<b>\$169,903.70</b>	<b>\$0.00</b>	<b>\$0.00</b>	<b>\$0.00</b>	<b>\$169,903.70</b>	<b>\$0.00</b>	<b>\$0.00</b>
<b>TOTAL</b>	<b>\$1,570,258.94</b>	<b>\$309,171.88</b>	<b>\$267,468.00</b>	<b>\$0.00</b>	<b>\$253,083.08</b>	<b>\$383,850.00</b>	<b>\$356,685.98</b>
<b>Percent of Total</b>	<b>100.00%</b>	<b>19.69%</b>	<b>17.03%</b>	<b>0.00%</b>	<b>16.12%</b>	<b>24.45%</b>	<b>22.72%</b>

**New Jersey's Clean Energy Program**  
**Detailed Expense Data for Fiscal Year 2014**

Statewide Summary: TRUE Grant  
 Reporting Period: 07-01-2013 thru 12-31-2013

Program	Total Actual NJCEP Expenditures <sup>(1)</sup>	Administration & Program Development	Sales, Call Centers, Marketing and Website	Training	Rebates, Grants, and Other Direct Incentives	Rebate Processing, Inspections, and Other Quality Control	Evaluation and Related Research
TRUE Grant	\$0.00	\$0.00	\$0.00	\$0.00	\$0.00	\$0.00	\$0.00
<b>TOTAL</b>	<b>\$0.00</b>	<b>\$0.00</b>	<b>\$0.00</b>	<b>\$0.00</b>	<b>\$0.00</b>	<b>\$0.00</b>	<b>\$0.00</b>
<b>Percent of Total</b>	<b>0.00%</b>	<b>0.00%</b>	<b>0.00%</b>	<b>0.00%</b>	<b>0.00%</b>	<b>0.00%</b>	<b>0.00%</b>

*(1) The Actual Expenditures reported here are those incurred during the reporting period by the Affordable Housing Alliance, Inc. (AHA) in the implementation and management of the TRUE Grant program. Disbursements from the Clean Energy Trust Fund are made in accordance with the provisions of the Agreement between the AHA and the NJBPU dated March 4, 2011. As of December 31, 2013, such disbursements total \$16,625,500.00*

**New Jersey's Clean Energy Program**  
*Tracking Metrics for Fiscal Year 2014*

**Statewide Summary: Energy Efficiency Programs**  
**Reporting Period: 07-01-2013 thru 12-31-2013**

<b>Program - Tracking Metric</b>	<b>Actual YTD</b>
<b>RESIDENTIAL PROGRAMS</b>	
Residential HVAC - <i>COOL Advantage Completed Applications</i>	1,592
Residential HVAC - <i>WARM Advantage Completed Applications</i>	7,779
Residential New Construction - <i>Enrollments</i>	1,616
Residential New Construction - <i>Completions</i>	1,333
Energy Efficient Products - <i>Change a Light - CFLs Distributed</i>	1,856,900
Energy Efficiency Products - <i>Clothes Washer Applications Completed</i>	9,810
Energy Efficiency Products - <i>Large Appliance Recycling Applications Completed</i>	4,957
Energy Efficiency Products - <i>Consumer Electronics Applications Completed</i>	14,000
Energy Efficiency Products - <i>Refrigerator Applications Completed</i>	4,873
Home Performance with ENERGY STAR - <i>Tier 2 Enrollments</i>	230
Home Performance with ENERGY STAR - <i>Tier 2 Completions</i>	162
Home Performance with ENERGY STAR - <i>Tier 3 Enrollments</i>	2,988
Home Performance with ENERGY STAR - <i>Tier 3 Completions</i>	2,574
<b>RESIDENTIAL LOW INCOME PROGRAMS</b>	
Comfort Partners - <i>Homes Completed</i>	2,937
<b>COMMERCIAL &amp; INDUSTRIAL PROGRAMS</b>	
C&I New Construction - <i>Applications Approved</i>	18
C&I New Construction - <i>Applications Completed</i>	12
C&I Retrofit - <i>Applications Completed</i>	1,316
Pay-for Performance New Construction - <i>Approved Draft Energy Reduction Plans</i>	11
Pay-for Performance New Construction - <i>As Built Energy Reduction Plans Completed</i>	2
Pay-for Performance New Construction - <i>Commissioning Reports Completed</i>	0
Pay-for Performance - <i>Approved Energy Reduction Plans</i>	12
Pay-for Performance - <i>Installations Completed (Non-CHP)</i>	23
Pay-for Performance - <i>Installations Completed (CHP)</i>	1
Pay-for Performance - <i>M&amp;V Reports Completed</i>	9
Local Government Energy Audit - <i>Audits Reviewed and Processed</i>	150
Local Government Energy Audit - <i>Audits Rebated</i>	157
Direct Install - <i>Applications Completed</i>	526
Large Energy Users Pilot - <i>Approved FEEPs</i>	8

**New Jersey's Clean Energy Program**  
*Tracking Metrics for Fiscal Year 2014*

**Statewide Summary: CHP-Fuel Cell / Renewable Energy / EDA Programs**  
**Reporting Period: 07-01-2013 thru 12-31-2013**

<b>Program - Tracking Metric</b>	<b>Actual YTD</b>
<b>C&amp;I CHP-FUEL CELL PROGRAMS</b>	
CHP-Fuel Cell: Large and Small - <i>Approved Applications</i>	5
CHP-Fuel Cell: Large and Small - <i>Completed Installations</i>	1
<b>RENEWABLE PROGRAMS</b>	
Renewable Energy Program: Grid Connected (REDI) - <i>Completed Grants</i>	0
Renewable Energy Program: Grid Connected (REDI) - <i>Number of Open Grants</i>	1
Renewable Energy Incentive Program (REIP) - <i>Applications Completed</i>	4
SREC Registration - <i>Applications Approved</i>	3,822
SREC Registration - <i>Applications Completed</i>	3,303
Edison Innovation Clean Energy Fund (CST) - <i>Completed Grants</i>	0
Edison Innovation Clean Energy Fund (CST) - <i>Number of Open Grants</i>	2
<b>EDA PROGRAMS</b>	
Edison Innovation Clean Energy Manufacturing Fund (CEMF) - <i>Completed Grants</i>	0
Edison Innovation Clean Energy Manufacturing Fund (CEMF) - <i>Number of Open Grants</i>	3
Edison Innovation Green Growth Fund (EIGGF) - <i>Completed Grants</i>	2
Edison Innovation Green Growth Fund (EIGGF) - <i>Number of Open Grants</i>	1
Large Scale CHP/Fuel Cells - <i>Number of Approved Grants</i>	1
Large Scale CHP/Fuel Cells - <i>Number of Completed Grants</i>	1
Large Scale CHP/Fuel Cells - <i>Number of Open Grants</i>	5

**New Jersey's Clean Energy Program**  
*Electric Energy Savings vs. Annual Goals for Fiscal Year 2014*

**Statewide Summary: Energy Efficiency Programs**

Reporting Period: 07-01-2013 thru 12-31-2013

(Energy Savings)

Program	Annual Savings			Lifetime Savings		
	Annual Goal	Actual YTD	Actual YTD as % of Goal	Annual Goal	Actual YTD	Actual YTD as % of Goal
	MWh	MWh	%	MWh	MWh	%
<b>RESIDENTIAL PROGRAMS</b>						
Residential HVAC - Electric & Gas	7,598	889	12%	143,593	13,338	9%
Residential New Construction	5,811	3,303	57%	116,212	69,407	60%
Energy Efficient Products	242,192	135,315	56%	1,325,437	1,055,329	80%
Home Performance with ENERGY STAR	1,698	2,314	136%	33,950	37,579	111%
<b>Sub-Total: Residential EE Programs</b>	<b>257,299</b>	<b>141,821</b>	<b>55%</b>	<b>1,619,192</b>	<b>1,175,653</b>	<b>73%</b>
<b>COMMERCIAL &amp; INDUSTRIAL PROGRAMS</b>						
C&I New Construction	8,037	1,167	15%	144,675	17,236	12%
C&I Retrofit	132,976	61,131	46%	1,994,637	953,633	48%
Pay-for-Performance New Construction	7,085	0	0%	127,530	0	0%
Pay-for Performance <sup>(1)</sup>	68,627	19,481	28%	1,235,293	323,004	26%
Direct Install	34,808	17,209	49%	626,544	245,361	39%
Large Energy Users Pilot	9,533	8,444	89%	171,596	140,236	82%
<b>Sub-Total: C&amp;I Programs</b>	<b>261,066</b>	<b>107,432</b>	<b>41%</b>	<b>4,300,275</b>	<b>1,679,470</b>	<b>39%</b>
<b>TOTAL Energy Efficiency Programs</b>	<b>518,365</b>	<b>249,253</b>	<b>48%</b>	<b>5,919,467</b>	<b>2,855,123</b>	<b>48%</b>

(1) The electric energy savings shown above for P4P represent ALL P4P projects, including CHP projects

**New Jersey's Clean Energy Program**  
*Electric Energy Savings vs. Annual Goals for Fiscal Year 2014*

Statewide Summary: All CHP/Fuel Cell Programs  
 Reporting Period: 07-01-2013 thru 12-31-2013  
 (Energy Savings)

Program	Annual Savings			Lifetime Savings		
	Annual Goal	Actual YTD	Actual YTD as % of Goal	Annual Goal	Actual YTD	Actual YTD as % of Goal
	MWh	MWh	%	MWh	MWh	%
CHP-Fuel Cell: Large and Small	12,065	0	0%	144,781	0	0%
<b>TOTAL CHP</b>	<b>12,065</b>	<b>0</b>	<b>0</b>	<b>144,781</b>	<b>0</b>	<b>0</b>

**New Jersey's Clean Energy Program**  
**Gas Energy Savings vs. Annual Goals for Fiscal Year 2014**

**Statewide Summary: Energy Efficiency Programs**

Reporting Period: 07-01-2013 thru 12-31-2013

(Energy Savings)

Program	Annual Savings			Lifetime Savings		
	Annual Goal DTh	Actual YTD DTh	Actual YTD as % of Goal %	Annual Goal DTh	Actual YTD DTh	Actual YTD as % of Goal %
<b>RESIDENTIAL PROGRAMS</b>						
Residential HVAC - Electric & Gas	213,496	47,182	22%	4,138,222	861,138	21%
Residential New Construction	332,246	267,424	80%	6,644,920	791,812	12%
Energy Efficient Products	29,419	15,015	51%	323,611	300,312	93%
Home Performance with ENERGY STAR	82,450	41,054	50%	1,649,000	980,213	59%
<b>Sub-Total: Residential EE Programs</b>	<b>657,611</b>	<b>370,675</b>	<b>56%</b>	<b>12,755,753</b>	<b>2,933,475</b>	<b>23%</b>
<b>COMMERCIAL &amp; INDUSTRIAL PROGRAMS</b>						
C&I New Construction	1,942	19	1%	34,960	347	1%
C&I Retrofit	92,377	18,926	20%	1,385,660	351,289	25%
Pay-for-Performance New Construction	16,702	0	0%	300,636	0	0%
Pay-for Performance <sup>(1)</sup>	390,062	176,227	45%	7,021,115	3,087,763	44%
Direct Install	41,483	39,499	95%	746,693	657,394	88%
Large Energy Users Pilot	110,792	155,052	140%	1,994,262	2,790,936	140%
<b>Sub-Total: C&amp;I Programs</b>	<b>653,358</b>	<b>389,723</b>	<b>60%</b>	<b>11,483,326</b>	<b>6,887,729</b>	<b>60%</b>
<b>TOTAL Energy Efficiency Programs</b>	<b>1,310,969</b>	<b>760,398</b>	<b>58%</b>	<b>24,239,079</b>	<b>9,821,204</b>	<b>41%</b>

(1) The gas energy savings shown above for P4P represent ALL P4P projects, including CHP projects



**New Jersey's Clean Energy Program**  
*Gas Energy Savings vs. Annual Goals for Fiscal Year 2014*

Statewide Summary: All CHP/Fuel Cell Programs  
 Reporting Period: 07-01-2013 thru 12-31-2013  
 (Energy Savings)

Program	Annual Savings			Lifetime Savings		
	Annual Goal DTh	Actual YTD DTh	Actual YTD as % of Goal %	Annual Goal DTh	Actual YTD DTh	Actual YTD as % of Goal %
CHP-Fuel Cell: Large and Small	22,285	7,360	33%	267,417	88,320	33%
<b>TOTAL CHP</b>	<b>22,285</b>	<b>7,360</b>	<b>0</b>	<b>267,417</b>	<b>88,320</b>	<b>0</b>

**New Jersey's Clean Energy Program**  
*Electric Savings for Fiscal Year 2014*

Statewide Summary: Energy Efficiency Programs Reporting Period: 07-01-2013 thru 12-31-2013 (Energy Savings)	Demand Savings			Annual Savings			Lifetime Savings		
	Installed	Committed	Installed and Committed	Installed	Committed	Installed and Committed	Installed	Committed	Installed and Committed
Program	kW	kW	kW	MWh	MWh	MWh	MWh	MWh	MWh
<b>RESIDENTIAL PROGRAMS</b>									
Residential HVAC - Electric & Gas	679		679	889		889	13,338		13,338
Residential New Construction	2,745	15,283	18,028	3,303	18,697	22,000	69,407	386,247	455,654
Energy Efficient Products									
<i>Energy Star Clothes Washers</i>	157		157	1,181		1,181	23,634		23,634
<i>Energy Star Refrigerators</i>	36		36	313		313	5,316		5,316
<i>Energy Efficient Lighting</i>	12,267		12,267	125,919		125,919	968,425		968,425
<i>Refrigerator/Freezer Recycling Program</i>	1,594		1,594	6,586		6,586	52,690		52,690
<i>Consumer Electronics</i>	150		150	1,316		1,316	5,264		5,264
Home Performance with ENERGY STAR	735		735	2,314		2,314	37,579		37,579
<b>Sub-Total: Residential EE Programs</b>	<b>18,363</b>	<b>15,283</b>	<b>33,646</b>	<b>141,821</b>	<b>18,697</b>	<b>160,518</b>	<b>1,175,653</b>	<b>386,247</b>	<b>1,561,900</b>
<b>RESIDENTIAL LOW INCOME PROGRAMS</b>									
Comfort Partners	182		182	1,518		1,518	13,977		13,977
<b>Sub-Total: Residential Low Income Programs</b>	<b>182</b>		<b>182</b>	<b>1,518</b>		<b>1,518</b>	<b>13,977</b>		<b>13,977</b>
<b>COMMERCIAL &amp; INDUSTRIAL PROGRAMS</b>									
C&I New Construction	571	624	1,195	1,167	2,829	3,996	17,236	45,395	62,631
C&I Retrofit	11,145	26,186	37,331	61,131	145,930	207,061	953,633	2,477,718	3,431,351
Pay-for-Performance New Construction	0	7	7	0	449	449	0	6,425	6,425
Pay-for Performance <sup>(1)</sup>	3,532	6,899	10,431	19,481	29,340	48,821	323,004	481,991	804,995
Direct Install	4,140	6,526	10,666	17,209	24,941	42,150	245,361	366,079	611,440
Large Energy Users Pilot	1,201	6,012	7,213	8,444	34,026	42,470	140,236	525,014	665,250
<b>Sub-Total: C&amp;I Programs</b>	<b>20,589</b>	<b>46,254</b>	<b>66,843</b>	<b>107,432</b>	<b>237,515</b>	<b>344,947</b>	<b>1,679,470</b>	<b>3,902,622</b>	<b>5,582,092</b>
<b>TOTAL Energy Efficiency Programs</b>	<b>39,134</b>	<b>61,537</b>	<b>100,671</b>	<b>250,771</b>	<b>256,212</b>	<b>506,983</b>	<b>2,869,100</b>	<b>4,288,869</b>	<b>7,157,969</b>

(1) The numbers listed above for Pay-for-Performance include electric energy savings from P4P projects that **DO NOT** include CHP.

**New Jersey's Clean Energy Program**  
*Electric Savings for Fiscal Year 2014*

Statewide Summary: All CHP/Fuel Cell Programs  
 Reporting Period: 07-01-2013 thru 12-31-2013  
 (Energy Savings)

Program	Demand Savings			Annual Savings			Lifetime Savings		
	Installed	Committed	Installed and Committed	Installed	Committed	Installed and Committed	Installed	Committed	Installed and Committed
	kW	kW	kW	MWh	MWh	MWh	MWh	MWh	MWh
Pay-for-Performance <sup>(1)</sup>	0	0	0	0	0	0	0	0	0
CHP-Fuel Cell: Large and Small	0	0	0	0	0	0	0	0	0
Large Scale CHP/Fuel Cells <sup>(2)</sup>	680	0	680	5,655	0	5,655	169,644	0	169,644
<b>TOTAL CHP</b>	<b>680</b>	<b>0</b>	<b>680</b>	<b>5,655</b>	<b>0</b>	<b>5,655</b>	<b>169,644</b>	<b>0</b>	<b>169,644</b>

(1) The numbers listed above for Pay-for-Performance include electric energy savings from P4P projects that DO include CHP.

(2) The committed energy savings listed above for EDA's LSCHP program DO NOT include savings for New CMC, Inc. or Verizon. This information will be added to the report as soon as it becomes available.

**New Jersey's Clean Energy Program**  
*CHP Electric Generation for Fiscal Year 2014*

Statewide Summary: All CHP/Fuel Cell Programs Reporting Period: 07-01-2013 thru 12-31-2013 (Electric Generation)	Capacity			Annual Generation			Lifetime Generation		
	Installed	Committed	Installed and Committed	Installed	Committed	Installed and Committed	Installed	Committed	Installed and Committed
	kW	kW	kW	MWh	MWh	MWh	MWh	MWh	MWh
<b>Program</b>									
Pay-for-Performance	320	1,475	1,795	2,462	5,490	7,952	29,539	65,880	95,419
CHP-Fuel Cell: Large and Small	390	3,665	4,055	980	28,669	29,649	11,759	344,028	355,787
Large Scale CHP/Fuel Cells <sup>(1)</sup>	5,469	7,110	12,579	45,513	56,801	102,314	1,365,391	803,148	2,168,539
<b>TOTAL CHP</b>	<b>6,179</b>	<b>12,250</b>	<b>18,429</b>	<b>48,955</b>	<b>90,960</b>	<b>139,915</b>	<b>1,406,689</b>	<b>1,213,056</b>	<b>2,619,745</b>

(1) The committed energy generation listed above for EDA's LSCHP program **DO NOT** include savings for New CMC, Inc. or Verizon. This information will be added to the report as soon as it becomes available.

**New Jersey's Clean Energy Program**  
*RE Electric Generation for Fiscal Year 2014*

Statewide Summary: Renewable Energy Programs Reporting Period: 07-01-2013 thru 12-31-2013 (Electric Generation)	Capacity			Annual Generation			Lifetime Generation		
	Installed	Committed	Installed and Committed	Installed	Committed	Installed and Committed	Installed	Committed	Installed and Committed
	kW	kW	kW	MWh	MWh	MWh	MWh	MWh	MWh
<b>Program</b>									
Renewable Energy Program: Grid Connected (REDI)	0	2,000	2,000	0	13,924	13,924	0	278,480	278,480
Renewable Energy Incentive Program	62	5,330	5,392	102	37,142	37,244	2,035	742,840	744,875
SREC Registration	71,270	337,141	408,411	85,524	404,569	490,093	1,710,480	8,091,384	9,801,864
<b>TOTAL Renewable Energy Programs</b>	<b>71,332</b>	<b>344,471</b>	<b>415,803</b>	<b>85,626</b>	<b>455,635</b>	<b>541,261</b>	<b>1,712,515</b>	<b>9,112,704</b>	<b>10,825,219</b>

**New Jersey's Clean Energy Program**  
*Gas Savings for Fiscal Year 2014*

Statewide Summary: Energy Efficiency Programs  
 Reporting Period: 07-01-2013 thru 12-31-2013  
 (Energy Savings)

Program	Annual Savings			Lifetime Savings		
	Installed	Committed	Installed and Committed	Installed	Committed	Installed and Committed
	DTh	DTh	DTh	DTh	DTh	DTh
<b>RESIDENTIAL PROGRAMS</b>						
Residential HVAC - Electric & Gas	47,182		47,182	861,138		861,138
Residential New Construction	267,424	1,187,912	1,455,336	791,812	4,403,271	5,195,083
Energy Efficient Products						
<i>Energy Star Clothes Washers</i>	15,015		15,015	300,312		300,312
Home Performance with ENERGY STAR	41,054		41,054	980,213		980,213
<b>Sub-Total: Residential EE Programs</b>	<b>370,675</b>	<b>1,187,912</b>	<b>1,558,587</b>	<b>2,933,475</b>	<b>4,403,271</b>	<b>7,336,746</b>
<b>RESIDENTIAL LOW INCOME PROGRAMS</b>						
Comfort Partners	16,226		16,226	184,236		184,236
<b>Sub-Total: Residential Low Income Programs</b>	<b>16,226</b>		<b>16,226</b>	<b>184,236</b>		<b>184,236</b>
<b>COMMERCIAL &amp; INDUSTRIAL PROGRAMS</b>						
C&I New Construction	19	4,279	4,298	347	77,263	77,610
C&I Retrofit	18,926	76,134	95,060	351,289	1,332,780	1,684,069
Pay-for-Performance New Construction	0	113	113	0	1,631	1,631
Pay-for Performance <sup>(1)</sup>	163,474	186,886	350,360	2,934,727	3,592,379	6,527,106
Direct Install	39,499	90,166	129,665	657,394	1,474,909	2,132,303
Large Energy Users Pilot	155,052	82,165	237,217	2,790,936	1,121,136	3,912,072
<b>Sub-Total: C&amp;I Programs</b>	<b>376,970</b>	<b>439,743</b>	<b>816,713</b>	<b>6,734,693</b>	<b>7,600,098</b>	<b>14,334,791</b>
<b>TOTAL Energy Efficiency Programs</b>	<b>763,871</b>	<b>1,627,655</b>	<b>2,391,526</b>	<b>9,852,404</b>	<b>12,003,369</b>	<b>21,855,773</b>

(1) The numbers listed above for Pay-for-Performance include gas savings from P4P projects that **DO NOT** include CHP.

**New Jersey's Clean Energy Program**  
*Gas Savings for Fiscal Year 2014*

Statewide Summary: All CHP/Fuel Cell Programs  
 Reporting Period: 07-01-2013 thru 12-31-2013  
 (Energy Savings)

Program	Annual Savings			Lifetime Savings		
	Installed	Committed	Installed and Committed	Installed	Committed	Installed and Committed
	DTh	DTh	DTh	DTh	DTh	DTh
Pay-for Performance <sup>(1)</sup>	12,753	22,565	35,318	153,036	270,780	423,816
CHP-Fuel Cell: Large and Small	7,360	73,182	80,542	88,320	918,178	1,006,498
Large Scale CHP/Fuel Cells <sup>(2)</sup>	348,585	201,463	550,048	10,457,550	2,791,350	13,248,900
<b>TOTAL CHP</b>	<b>368,698</b>	<b>297,210</b>	<b>665,908</b>	<b>10,698,906</b>	<b>3,980,308</b>	<b>14,679,214</b>

(1) The numbers listed above for Pay-for-Performance include gas savings from P4P projects that **DO** include CHP.

(2) The committed natural gas savings listed above for EDA's LSCHP program **DO NOT** include savings for New CMC, Inc. or Verizon. This information will be added to the report as soon as it becomes available.

**New Jersey's Clean Energy Program**  
*Emissions Reductions for Fiscal Year 2014*

Statewide Summary: New Jersey's Clean Energy Program  
 Reporting Period: 07-01-2013 thru 12-31-2013

Program	Annual Emissions Reductions (metric tons)				Lifetime Emissions Reductions (metric tons)			
	CO2	NOx	SO2	Hg	CO2	NOx	SO2	Hg
Energy Efficiency Programs (Electric)	206,772	171	536	0.0041	2,365,703	1,956	6,129	0.0464
Energy Efficiency Programs (Gas)	39,826	31			507,998	399		
All CHP/Fuel Cell Programs	33,950	38	116	0.0009	959,817	1,101	3,337	0.0255
Renewable Energy Programs	70,602	58	183	0.0014	1,412,047	1,168	3,659	0.0277
<b>TOTAL - All Programs</b>	<b>351,150</b>	<b>299</b>	<b>834</b>	<b>0.0063</b>	<b>5,245,564</b>	<b>4,624</b>	<b>13,125</b>	<b>0.0996</b>



**New Jersey's Clean Energy Program**  
Emissions Reductions for Fiscal Year 2014

Statewide Summary: Energy Efficiency Programs (Electric)  
Reporting Period: 07-01-2013 thru 12-31-2013

Program	Annual Emissions Reductions (metric tons)				Lifetime Emissions Reductions (metric tons)			
	CO2	NOx	SO2	Hg	CO2	NOx	SO2	Hg
<b>RESIDENTIAL PROGRAMS</b>								
Residential HVAC - Electric & Gas	733	1	2	0.0000	10,998	9	28	0.0002
Residential New Construction	2,723	2	7	0.0001	57,229	47	148	0.0011
Energy Efficient Products								
<i>Energy Star Clothes Washers</i>	974	1	3	0.0000	19,487	16	50	0.0004
<i>Energy Star Refrigerators</i>	258	0	1	0.0000	4,383	4	11	0.0001
<i>Energy Efficient Lighting</i>	103,826	86	269	0.0020	798,510	660	2,069	0.0157
<i>Refrigerator/Freezer Recycling Program</i>	5,430	4	14	0.0001	43,445	36	113	0.0009
<i>Consumer Electronics</i>	1,085	1	3	0.0000	4,340	4	11	0.0001
Home Performance with ENERGY STAR	1,908	2	5	0.0000	30,986	26	80	0.0006
<b>Sub-Total: Residential EE Programs</b>	<b>116,938</b>	<b>97</b>	<b>303</b>	<b>0.0023</b>	<b>969,379</b>	<b>802</b>	<b>2,512</b>	<b>0.0190</b>
<b>RESIDENTIAL LOW INCOME PROGRAMS</b>								
Comfort Partners	1,252	1	3	0.0000	11,525	10	30	0.0002
<b>Sub-Total: Residential Low Income Programs</b>	<b>1,252</b>	<b>1</b>	<b>3</b>	<b>0.0000</b>	<b>11,525</b>	<b>10</b>	<b>30</b>	<b>0.0002</b>
<b>COMMERCIAL &amp; INDUSTRIAL PROGRAMS</b>								
C&I New Construction	962	1	2	0.0000	14,212	12	37	0.0003
C&I Retrofit	50,405	42	131	0.0010	786,314	650	2,037	0.0154
Pay-for-Performance New Construction	0	0	0	0.0000	0	0	0	0.0000
Pay-for-Performance <sup>(1)</sup>	16,063	13	42	0.0003	266,331	220	690	0.0052
Direct Install	14,190	12	37	0.0003	202,311	167	524	0.0040
Large Energy Users Pilot	6,962	6	18	0.0001	115,631	96	300	0.0023
<b>Sub-Total: C&amp;I Programs</b>	<b>88,583</b>	<b>73</b>	<b>230</b>	<b>0.0017</b>	<b>1,384,799</b>	<b>1,145</b>	<b>3,588</b>	<b>0.0272</b>
<b>TOTAL Energy Efficiency Programs</b>	<b>206,772</b>	<b>171</b>	<b>536</b>	<b>0.0041</b>	<b>2,365,703</b>	<b>1,956</b>	<b>6,129</b>	<b>0.0464</b>

(1) The numbers listed above for Pay-for-Performance include emissions reductions from P4P projects that **DO NOT** include CHP.

**New Jersey's Clean Energy Program**  
*Emissions Reductions for Fiscal Year 2014*

Statewide Summary: Energy Efficiency Programs (Gas) Reporting Period: 07-01-2013 thru 12-31-2013	Annual Emissions Reductions (metric tons)		Lifetime Emissions Reductions (metric tons)	
	CO2	NOx	CO2	NOx
<b>Program</b>				
<b>RESIDENTIAL PROGRAMS</b>				
Residential HVAC - Electric & Gas	2,509	2	45,797	36
Residential New Construction	14,222	11	42,110	33
Energy Efficient Products	0	0	0	0
Home Performance with ENERGY STAR	2,183	2	52,130	41
<b>Sub-Total: Residential EE Programs</b>	<b>18,915</b>	<b>15</b>	<b>140,036</b>	<b>110</b>
<b>RESIDENTIAL LOW INCOME PROGRAMS</b>				
Comfort Partners	863	1	9,798	8
<b>Sub-Total: Residential Low Income Programs</b>	<b>863</b>	<b>1</b>	<b>9,798</b>	<b>8</b>
<b>COMMERCIAL &amp; INDUSTRIAL PROGRAMS</b>				
C&I New Construction	1	0	18	0
C&I Retrofit	1,007	1	18,682	15
Pay-for-Performance New Construction	0	0	0	0
Pay-for-Performance <sup>(1)</sup>	8,694	7	156,074	123
Direct Install	2,101	2	34,961	27
Large Energy Users Pilot	8,246	6	148,427	117
<b>Sub-Total: C&amp;I Programs</b>	<b>20,048</b>	<b>16</b>	<b>358,163</b>	<b>282</b>
<b>TOTAL Energy Efficiency Programs</b>	<b>39,826</b>	<b>31</b>	<b>507,998</b>	<b>399</b>

(1) The numbers listed above for Pay-for-Performance include emissions reductions from P4P projects that **DO NOT** include CHP.

**New Jersey's Clean Energy Program**  
*Emissions Reductions for Fiscal Year 2014*

Statewide Summary: All CHP/Fuel Cell Programs  
 Reporting Period: 07-01-2013 thru 12-31-2013

Program	Annual Emissions Reductions (metric tons)				Lifetime Emissions Reductions (metric tons)			
	CO2	NOx	SO2	Hg	CO2	NOx	SO2	Hg
Pay-for-Performance <sup>(1)</sup>	2,339	2	5	0.0000	28,065	23	63	0.0005
CHP-Fuel Cell: Large and Small	921	1	2	0.0000	11,052	9	25	0.0002
Large Scale CHP/Fuel Cells	30,690	36	108	0.0008	920,699	1,069	3,249	0.0248
<b>TOTAL All CHP/Fuel Cell Programs</b>	<b>33,950</b>	<b>38</b>	<b>116</b>	<b>0.0009</b>	<b>959,817</b>	<b>1,101</b>	<b>3,337</b>	<b>0.0255</b>

(1) The numbers listed above for Pay-for-Performance include emissions reductions from P4P projects that DO include CHP.

**New Jersey's Clean Energy Program**  
*Emissions Reductions for Fiscal Year 2014*

Statewide Summary: Renewable Energy Programs  
 Reporting Period: 07-01-2013 thru 12-31-2013

Program	Annual Emissions Reductions (metric tons)				Lifetime Emissions Reductions (metric tons)			
	CO2	NOx	SO2	Hg	CO2	NOx	SO2	Hg
Renewable Energy Program: Grid Connected (REDI)	0	0	0	0.0000	0	0	0	0.0000
Renewable Energy Incentive Program	84	0	0	0.0000	1,678	1	4	0.0000
SREC Registration	70,518	58	183	0.0014	1,410,369	1,166	3,654	0.0277
<b>TOTAL Renewable Energy Programs</b>	<b>70,602</b>	<b>58</b>	<b>183</b>	<b>0.0014</b>	<b>1,412,047</b>	<b>1,168</b>	<b>3,659</b>	<b>0.0277</b>

## Notes

1	For Residential New Construction actual participation figures represent results reported by Honeywell and electric utilities only. For Utility Comfort Partners actual participation figures represent results reported by electric utilities only.
2	Expenses for the REC Certificates/SREC Program are reported in the Renewable Energy Incentive Program (REIP) worksheets. The capacity, generation and emissions reductions for the REC Certificate/SREC Program are reported separately from the Renewable Energy Incentive Program (REIP).

## Definitions

1	A <b>commitment</b> exists where the associated customer has received a letter of commitment or other signed agreement from the NJCEP and the project is slated for completion prior to an expiration date. Once completed and paid, a committed project is shifted from "Committed" to "Installed". Committed figures are adjusted to reflect any commitments that are cancelled.
2	<b>Committed Expenditures</b> are those expenditures related to commitments made in the reporting period, but not expected to arise until some future reporting period. A committed expenditure may also be represented by a contractor who has completed the work, but has yet to be paid.
3	<b>Administration and Program Development Expenditures</b> are direct labor and employee overhead costs incurred in developing and managing the New Jersey's Clean Energy Programs by the NJBPU's Office of Clean Energy, the utility program managers, the Economic Development Authority, or any other program manager, except those costs that are appropriately allocated to any of the other expense categories described below, plus the costs of facilities (including telephone, computers, supplies, etc.) and legal support services. For the NJCEP Market Managers, Administration and Program Development Expenditures are those costs identified in the market manager contracts as "Program Administration" costs.
4	<b>Sales, Call Centers, Marketing and Website Expenditures</b> <b>- Sales and Call Center Expenditures</b> are expenses related to the enrollment of program participants and in working with trade allies. This category includes activities that close leads and those that involve direct interaction with customers, either in person or over the telephone. It also includes inbound and outbound telemarketing and call center activities. <b>- Marketing and Website Expenditures</b> are costs incurred for advertising, promotions, third-party or internal marketing, advertising agency activities and services, postage, and exhibits and trade shows. Marketing activities are those that generate leads and general program awareness and include the development and production of collateral materials such as brochures, direct mail materials, etc.
5	<b>Training Expenditures</b> are costs related to training including the planning and execution of training events, seminar materials, etc.
6	<b>Rebates, Grants and Other Direct Incentives</b> are rebates and other direct incentives paid to participating customers, along with the cost of any measures installed in customer homes, and any payments made pursuant to any Clean Energy Program grant.
7	<b>Rebate Processing, Inspections and Other Quality Control Expenditures</b> are costs incurred in processing and tracking rebate, grant and other program applications and payments, and in inspecting qualified projects to ensure compliance with program requirements and other quality control measures.
8	<b>Evaluation and Related Research Expenditures</b> are costs related to market research and program evaluation, including the collection and input of information, technical support, collaborative input, process support, and any required outside studies.
9	<b>Performance Incentives</b> are costs related to any performance incentives awarded to Market Managers or other program managers pursuant to an NJBPU Order.
10	<b>Installed Savings</b> represents the savings accrued as a result of the initiation of a given program and the installation of recorded measures.
11	<b>Committed Savings</b> represents the savings that will accrue from commitments for program participation made in the reporting period, but scheduled for installation in future reporting periods.
12	<b>Annual Savings</b> means the yearly (12 months) savings that will result from a measure installed or committed to during the program year.
13	<b>Lifetime Savings</b> means the savings to be accrued over the expected life of a measure installed or committed to during the program year.
14	<b>DEP Emissions Reduction Factors</b> for electric programs are as follows: - CO <sub>2</sub> (Carbon Dioxide) emissions are reduced by 1,814 lbs per MWh saved - NO <sub>x</sub> (Nitric Oxide) emissions are reduced by 1.5 lbs. per MWh saved - SO <sub>2</sub> (Sulfur Dioxide) emissions are reduced by 4.7 lbs per MWh saved - Hg (Mercury) emissions are reduced by .0000356 lbs per MWh saved
15	<b>DEP Emissions Reduction Factors</b> for gas programs are as follows: - CO <sub>2</sub> (Carbon Dioxide) emissions are reduced by 11.7 lbs per Therm saved - NO <sub>x</sub> (Nitric Oxide) emissions are reduced by .0092 lbs. per Therm saved

**Definitions (Cont'd)**

16

**Units of Measure for Tracking Metrics:**

**RESIDENTIAL ENERGY EFFICIENCY PROGRAMS**

Residential HVAC

- COOL Advantage Completed Applications	=	Number of central air conditioners and heat pumps rebated
- WARM Advantage Completed Applications	=	Number of furnaces, boilers and hot water heaters rebated

Residential New Construction

- Enrollments	=	Number of homes enrolled with commitments to build to RNC efficiency standards
- Completions	=	Number of homes completed per RNC efficiency standards

Energy Efficient Products

- CFLs Distributed	=	Number of CFLs and Fixtures distributed
- Clothes Washer Applications Completed	=	Number of clothes washers rebated
- Large Appliance Recycling Applications Completed	=	Number of recycled large appliances rebated
- Consumer Electronics Applications Completed	=	Number of set-top boxes, televisions, etc. distributed

Home Performance with ENERGY STAR

- Tier 2 Enrollments	=	Number of homes approved to complete Tier 2 HPwES measures
- Tier 2 Completions	=	Number of homes that completed Tier 2 HPwES measures
- Tier 3 Enrollments	=	Number of homes approved to complete Tier 3 HPwES measures
- Tier 3 Completions	=	Number of homes that completed Tier 3 HPwES measures

**RESIDENTIAL LOW INCOME PROGRAMS**

Comfort Partners

- Homes Completed	=	Number of homes with electric measures installed (gas homes completed is a subset of electric homes completed)
-------------------	---	--

**COMMERCIAL & INDUSTRIAL PROGRAMS**

C&I New Construction

- Applications Approved	=	Number of applications approved
- Applications Completed	=	Number of applications rebated

C&I Retrofit

- Applications Completed	=	Number of applications rebated
--------------------------	---	--------------------------------

Pay-for-Performance (Retrofit and New Construction)

- Energy Reduction Plans Approved	=	Number of projects that have approved ERPs
- Installations Completed	=	Number of projects that have completed installation of recommended measures
- M&V Reports Completed	=	Number of projects that have completed their measurement and verification report

Combined Heat and Power

- Applications Completed	=	Number of applications rebated
--------------------------	---	--------------------------------

Local Government Energy Audit

- Audits Reviewed and Processed	=	Number of audit applications reviewed and processed
- Audits Rebated	=	Number of audit applications rebated

Direct Install

- Applications Completed	=	Number of projects completed
--------------------------	---	------------------------------

TEACH

- School Districts	=	Number of school districts participating
- Schools	=	Number of schools participating

Large Energy Users Pilot

- Applications Approved	=	Number of applications approved
- Applications Completed	=	Number of applications rebated

## Definitions (Cont'd)

16 (cont'd)	<b>RENEWABLE ENERGY PROGRAMS</b>		
	Customer On-Site Renewable Energy (CORE)		
	- Applications Completed	=	Number of applications rebated
	Renewable Energy Incentive Program (REIP)		
	- Applications Completed	=	Number of applications rebated
	SREC Registration Program		
	- Applications Approved	=	Number of applications approved
	- Applications Completed	=	Number of applications rebated
	CleanPower Choice		
	- Total Enrollments	=	Number of customers signed in for all utilities
	Renewable Energy Program: Grid Connected (Formerly REDI)		
	- Completed Grants	=	Number of grants that have been paid in full
	- Number of Open Grants	=	Number of grants with outstanding commitments
	Edison Innovation Clean Energy Fund (CST)		
	- Completed Grants	=	Number of grants that have been paid in full
	- Number of Open Grants	=	Number of grants with outstanding commitments
	<b>EDA PROGRAMS</b>		
	Edison Innovation Clean Energy Manufacturing Fund (CEMF)		
	- Completed Grants	=	Number of grants that have been paid in full
	- Number of Open Grants	=	Number of grants with outstanding commitments
	Edison Innovation Green Growth Fund (EIGGF)		
	- Completed Grants	=	Number of grants that have been paid in full
	- Number of Open Grants	=	Number of grants with outstanding commitments
	EE Revolving Loan Fund (EERLF)		
	- Number of Open Loans	=	Number of loans with outstanding commitments