



BPU Program Updates: Progress to Goals (PTG) Report as of August - FY25



Notes:

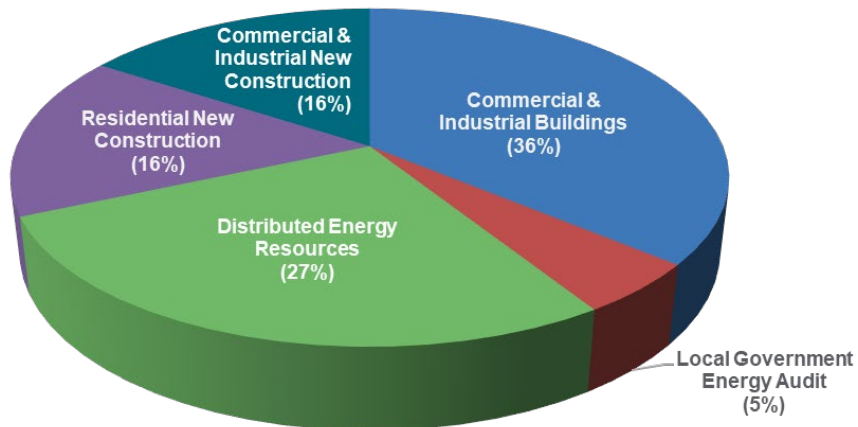
- July thru December 2024 PTG Reports will include incentive budgets for the first 6-months of FY25 only
- The results presented in this report are preliminary and are subject to change

Budget Break-down by Program

FY25 TRC Managed Programs

First 6-month Incentive Budget:

\$107,050,446



New Jersey Energy Efficiency Programs

www.NJCleanEnergy.com/EEP

NJBPU and NJCEP Administered Programs



- New Construction (residential, commercial, industrial, government)
- Large Energy Users
- Energy Savings Improvement Program (financing)
- State Facilities Initiative*
- Local Government Energy Audits
- Combined Heat and Power, & Fuel Cells

* State facilities are also available for utility programs

Utility Administered Programs



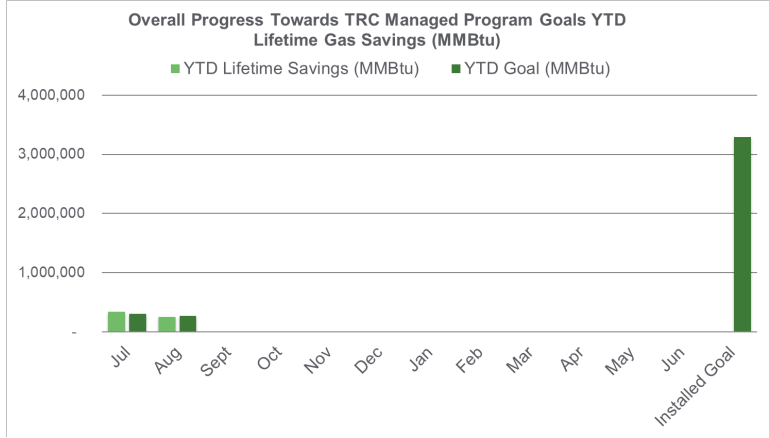
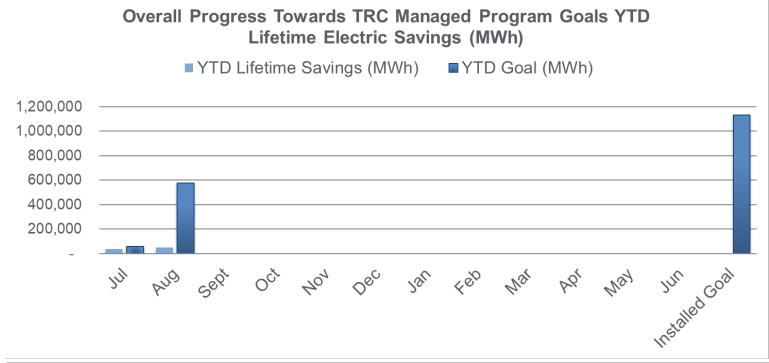
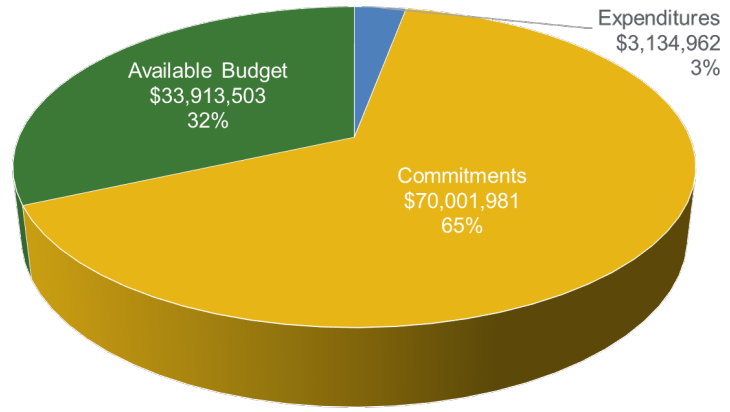
- Existing Buildings (residential, commercial, industrial, government)
- Efficiency Products
 - Lighting & Marketplace
 - HVAC
 - Appliance Rebated
 - Appliance Recycling

NJBPU and NJCEP Administered Programs



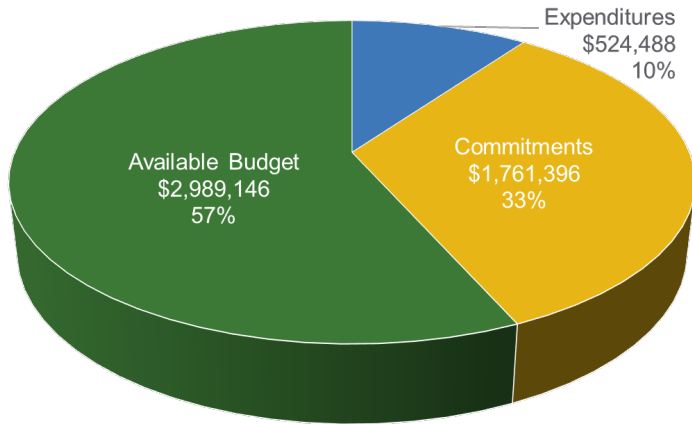
Progress Towards Goals - TRC Managed Programs

First 6-month FY25 Incentive Budget:
\$107,050,446



Local Government Energy Audit (LGEA)

First 6-month FY25 Incentive Budget:
\$5,275,030

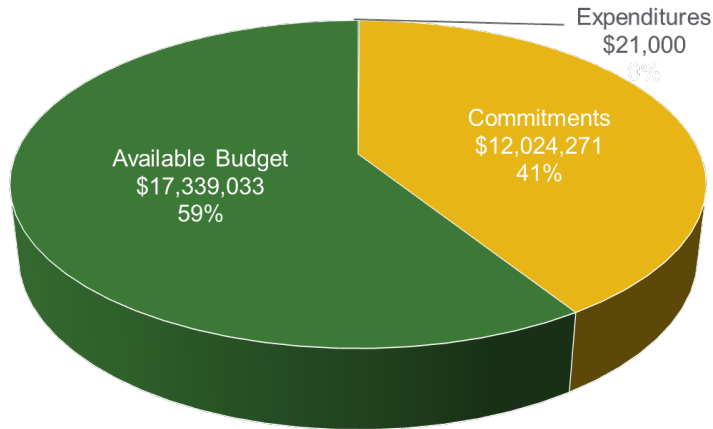


Program Highlights:

- Received: 68 applications this month 75 YTD
- Approved: 30 applications this month 68 YTD
- Delivered: 65 Draft Reports
- Audited approximately 593,177 square feet
- Held 4 Exit Meetings for 26 sites (including additional scopes)
- Delivered Final Audit reports on 28 sites (3 entities)

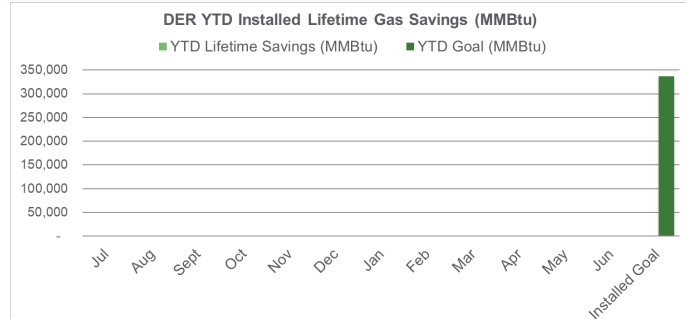
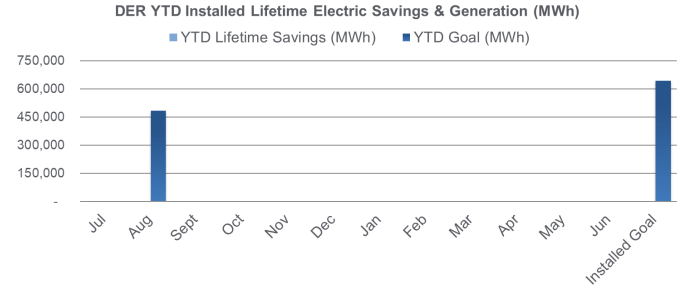
Distributed Energy Resources - CHP & Fuel Cells

First 6-month FY25 Incentive Budget:
\$29,384,304



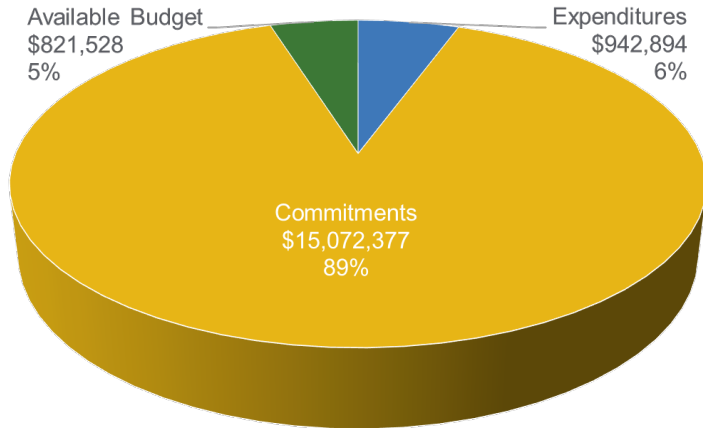
Program Highlights:

- Received: 0 applications this month 0 YTD
- Approved: 0 applications this month 2 YTD
- Completed: 0 installations this month 0 YTD



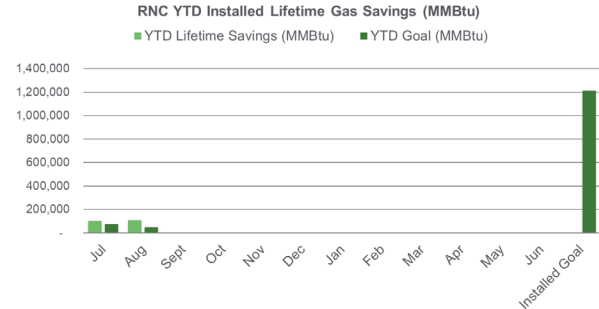
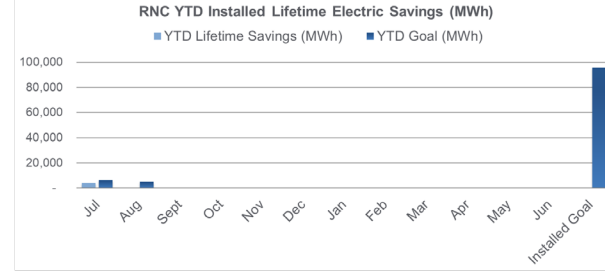
New Construction Programs - Residential

First 6-month FY25 Incentive Budget:
\$16,836,799



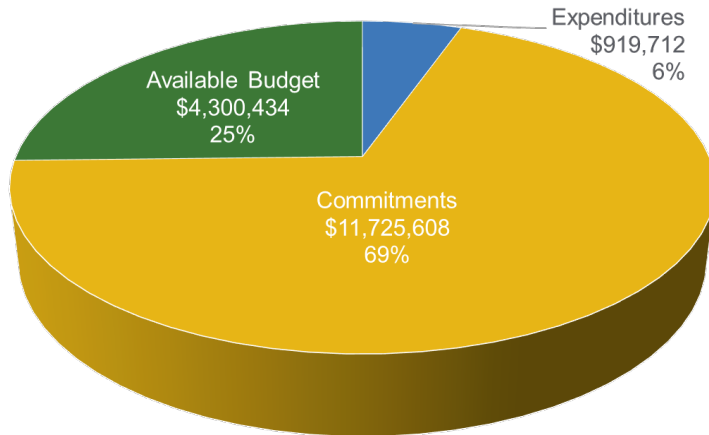
Program Highlights:

- Site Registrations Received: 1,039
- Site Registrations Approved: 582
- Incentive Applications Received: 159
- Incentive Applications Approved: 182
- Projects Cancelled: 102



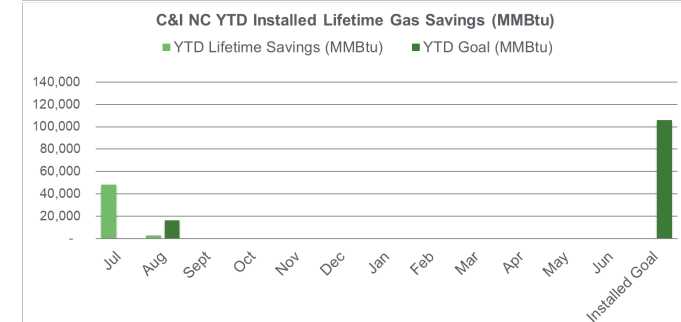
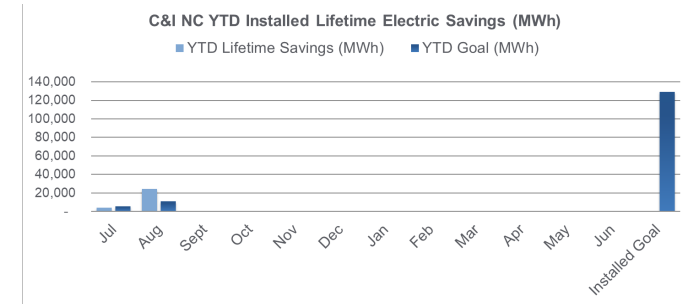
New Construction Programs - C&I

First 6-month FY25 Incentive Budget:
\$16,945,754



Program Highlights:

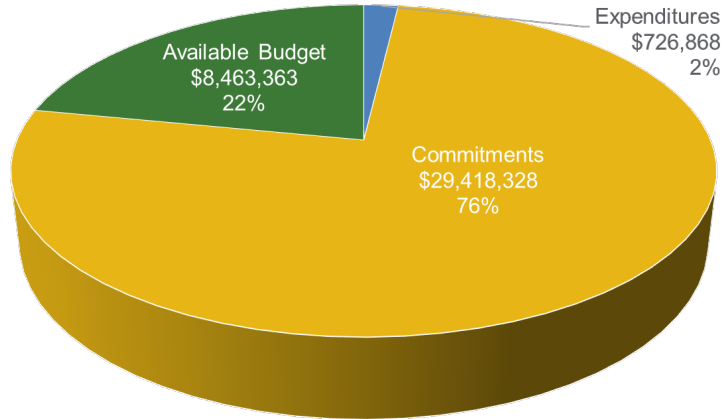
- Received: 11 enrollments this month 18 YTD
- Approved: 2 projects this month 14 YTD
- Paid: 6 applications this month 9 YTD



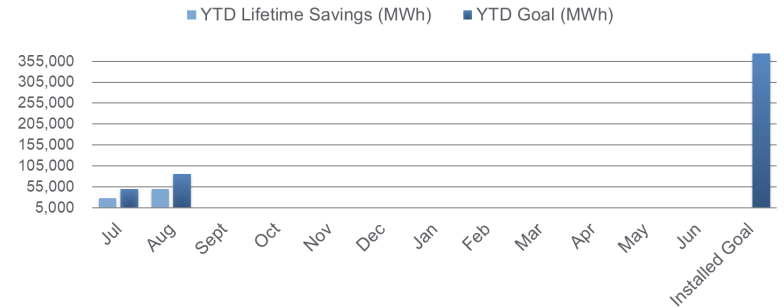
Commercial & Industrial Buildings Programs

P4P EB, LEUP

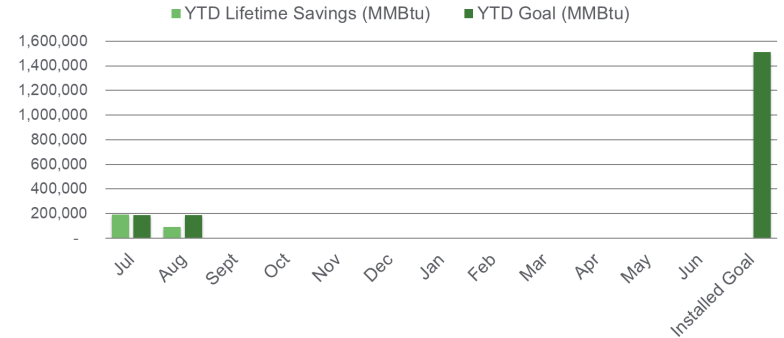
First 6-month FY25 Incentive Budget:
\$38,608,559



C&I Buildings YTD Installed Lifetime Electric Savings (MWh)



C&I Buildings YTD Installed Lifetime Gas Savings (MMBtu)



Commercial & Industrial Buildings Programs

P4P EB, LEUP

Program Highlights:

Large Energy User Program

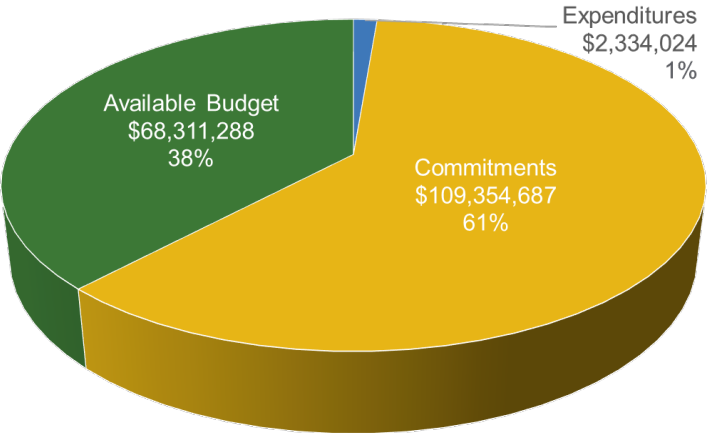
- Received: 1 application received this month 2 YTD
- Paid: 1 application this month 1 YTD

Pay for Performance Existing Buildings *(Close-Out Program: Transitioning to Utilities)*

- Approved: 0 Energy Reduction Plans this month 0 YTD
- Completed: 0 projects this month 3 YTD

School & Small Business Stimulus Program (closed)

First 6-month FY25 Incentive Budget:
\$180,000,000



Program Highlights:

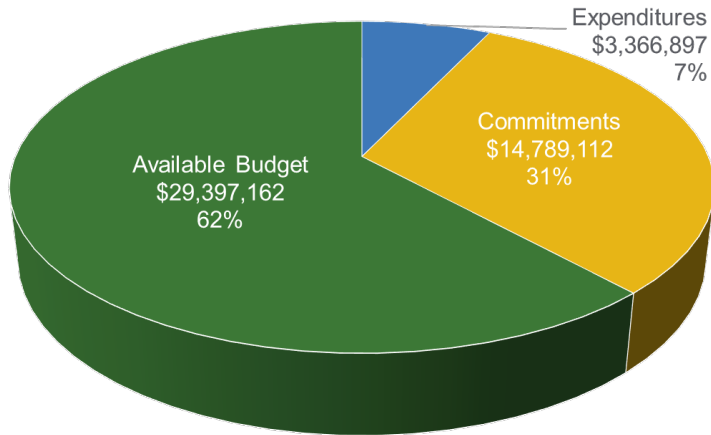
- Completed: 15 project completions this month

Notes:

- This program is a multi-year continuing grant and not based on a fiscal year
- This program is closed to new applications as of March 27, 2023

Comfort Partners - BPU/Utility Managed

First 6-month FY25 Incentive Budget:
\$47,553,171



Program Highlights:

- Completed: 355 projects this month 832 YTD

