



# BPU Program Updates: Progress to Goals (PTG) Report as of December – FY25

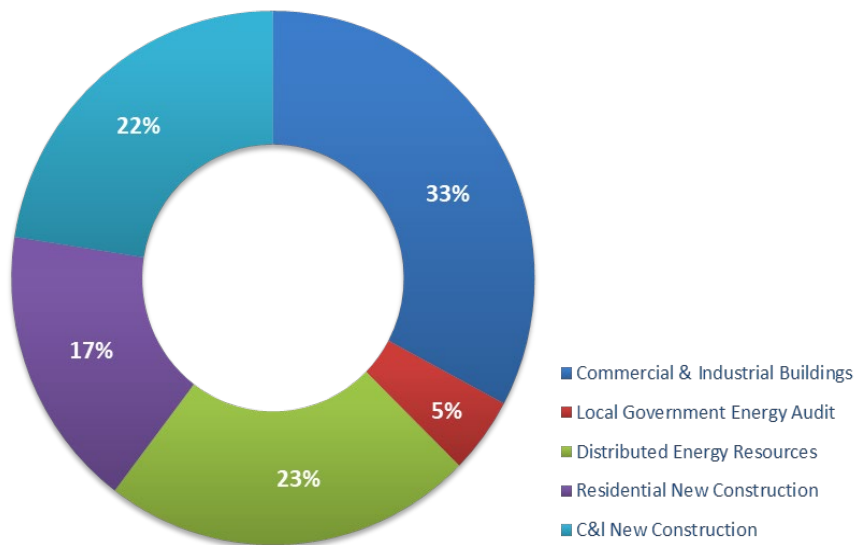


**Note:**

- The December 2024 PTG Report includes the full 12-month budget for all programs
- The results presented in this report are preliminary and are subject to change

# Budget Break-down by Program (TRC Managed Programs)

FY25 Incentive Budget: \$136,939,168



# New Jersey Energy Efficiency Programs

[www.NJCleanEnergy.com/EEP](http://www.NJCleanEnergy.com/EEP)

## NJBPU and NJCEP Administered Programs



- New Construction (residential, commercial, industrial, government)
- Large Energy Users
- Energy Savings Improvement Program (financing)
- State Facilities Initiative\*
- Local Government Energy Audits
- Combined Heat and Power, & Fuel Cells

\* State facilities are also available for utility programs

## Utility Administered Programs



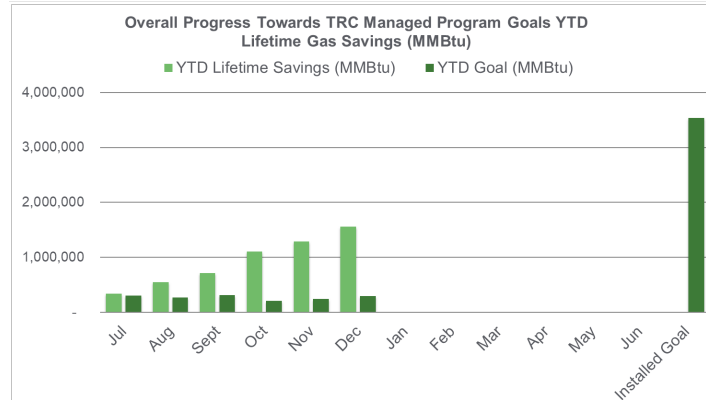
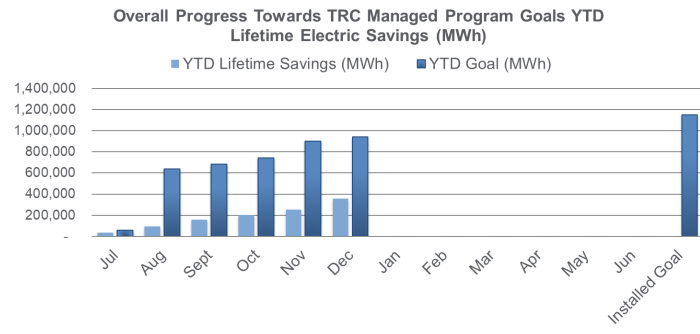
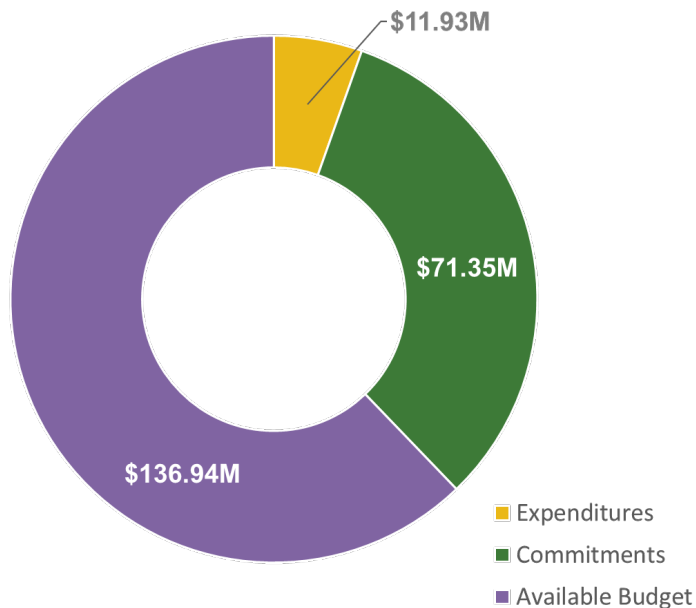
- Existing Buildings (residential, commercial, industrial, government)
- Efficiency Products
  - Lighting & Marketplace
  - HVAC
  - Appliance Rebated
  - Appliance Recycling

## NJBPU and NJCEP Administered Programs



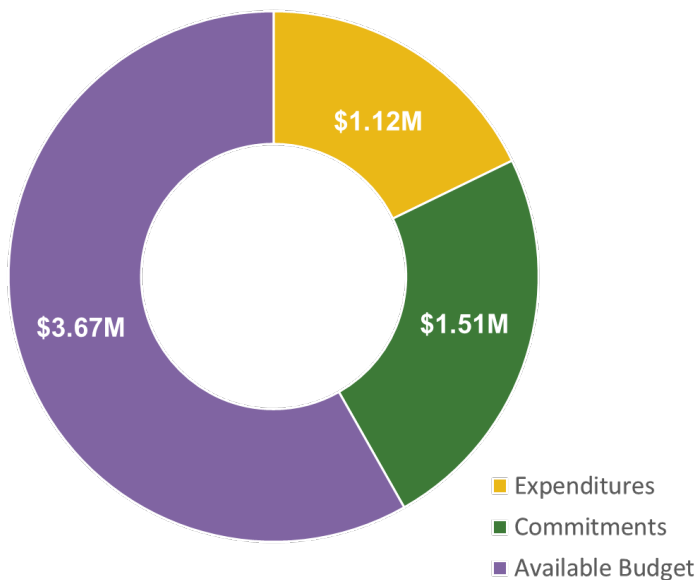
# Progress Towards Goals (TRC Managed Programs)

FY25 Incentive Budget: \$136,939,168



# Local Government Energy Audit (LGEA)

FY25 Incentive Budget: \$6,311,973

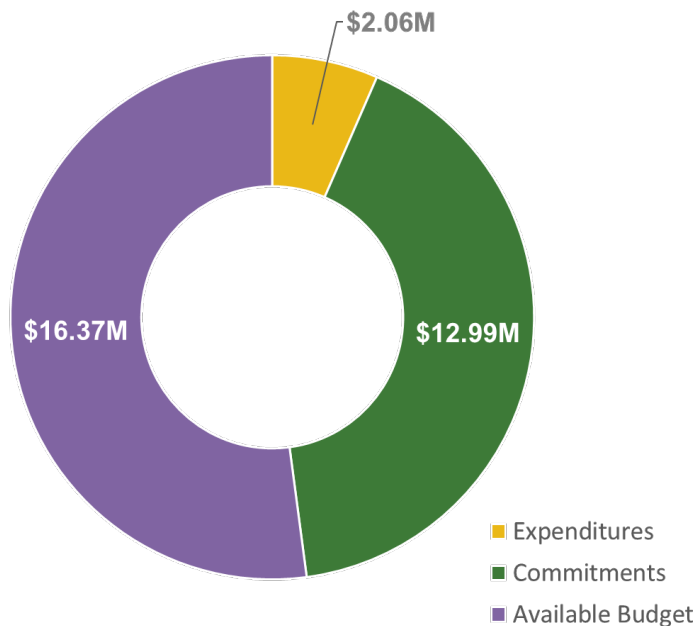


## Program Highlights:

- Received: 39 applications this month 221 YTD
- Approved: 54 applications this month 200 YTD
- Audited approximately 264,924 square feet
- Held 2 Exit Meetings for 21 sites (including additional scopes)
- Delivered Final Audit reports on 21 sites (2 entities)

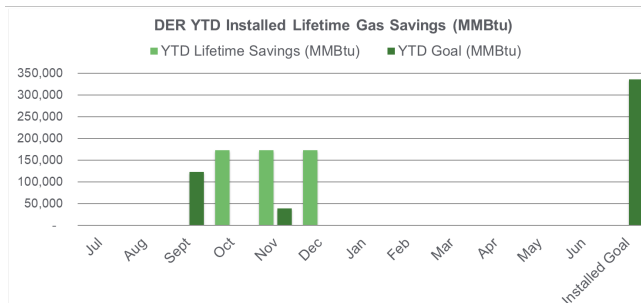
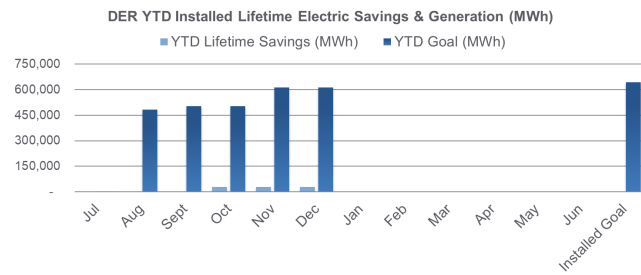
# Distributed Energy Resources: CHP, Fuel Cells & Microgrids

FY25 Incentive Budget: \$31,412,113



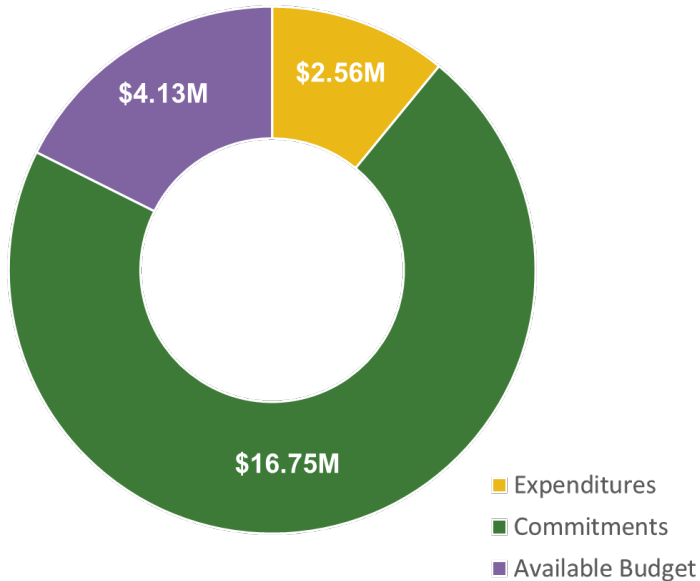
## Program Highlights:

- Received: 0 applications this month 2 YTD
- Approved: 0 applications this month 3 YTD
- Completed: 0 installations this month 3 YTD



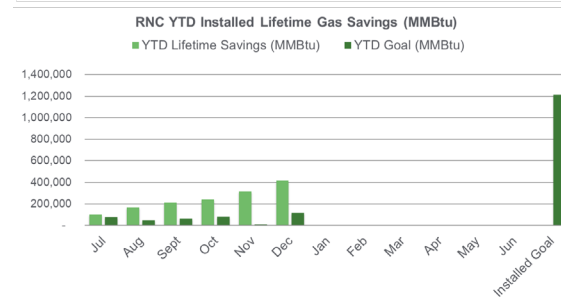
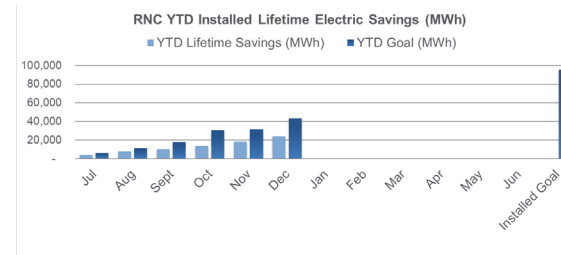
# New Construction Programs: Residential

FY25 Incentive Budget: \$23,438,893



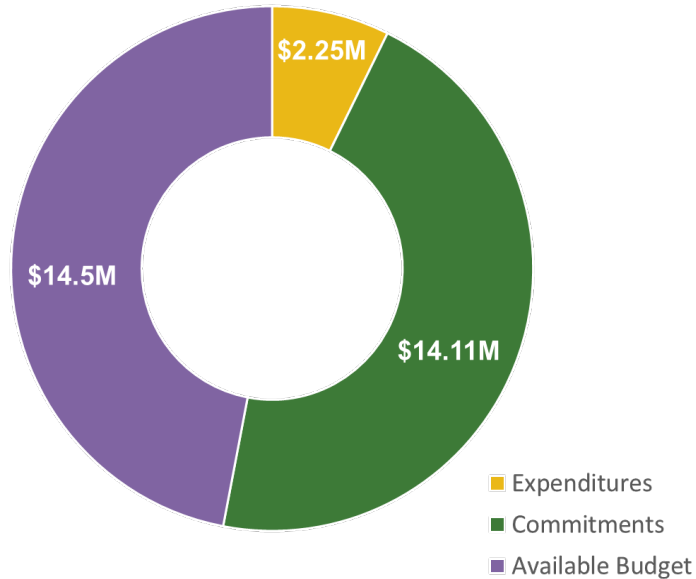
## Program Highlights:

- Site Registrations Received: 429
- Site Registrations Approved: 410
- Incentive Applications Received: 203
- Incentive Applications Approved: 193
- Projects Cancelled: 42



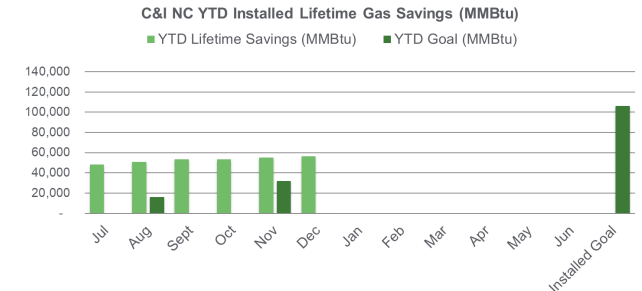
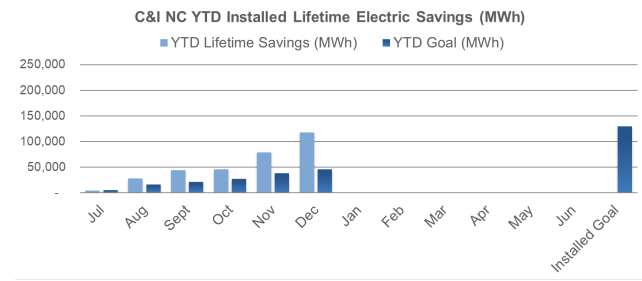
# New Construction Programs: C&I

FY25 Incentive Budget: \$30,865,880



## Program Highlights:

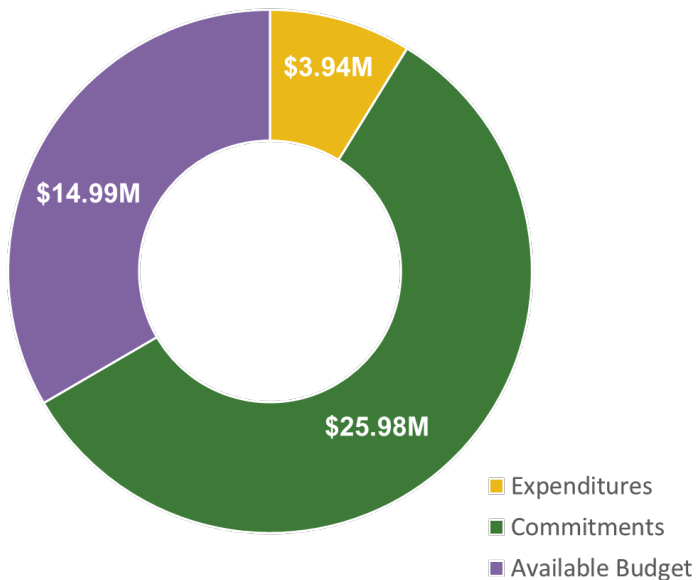
- Received: 27 enrollments this month 91 YTD
- Approved: 15 projects this month 59 YTD
- Paid: 8 applications this month 33 YTD



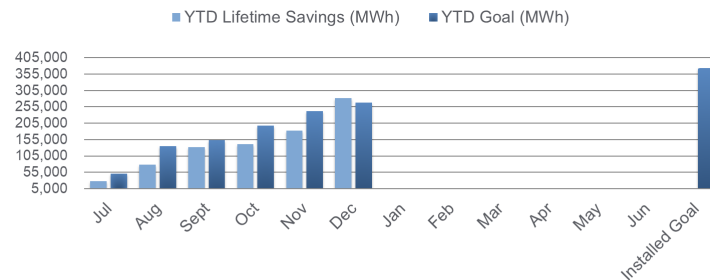


# Commercial & Industrial Buildings Programs: P4P EB, LEUP

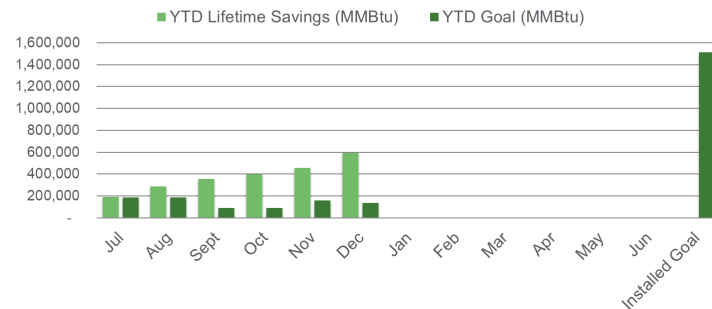
FY25 Incentive Budget: \$44,910,309



C&I Buildings YTD Installed Lifetime Electric Savings (MWh)



C&I Buildings YTD Installed Lifetime Gas Savings (MMBtu)



## (Cont.) P4P EB, LEUP

### Program Highlights:

#### Large Energy User Program

- Received: 2 applications received this month 9 YTD
- Paid: 2 applications this month 4 YTD

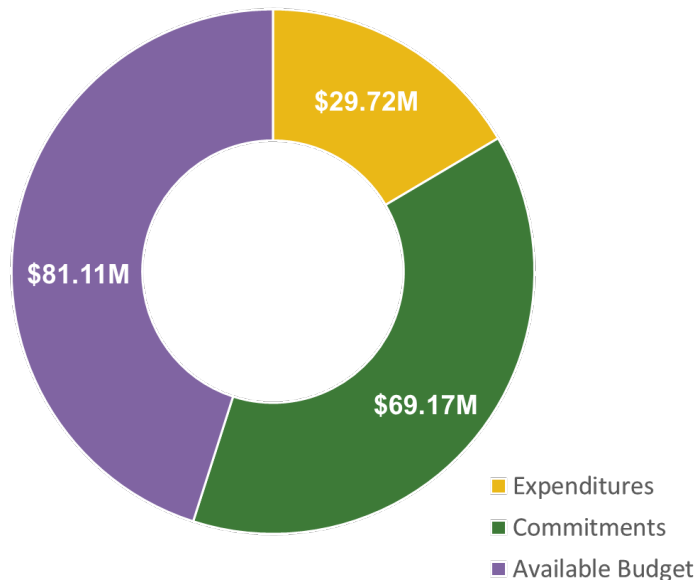
#### Pay for Performance Existing Buildings

*(Close-Out Program: Transitioning to Utilities)*

- Approved: 0 Energy Reduction Plans this month 0 YTD
- Completed: 0 projects this month 15 YTD

# School & Small Business Stimulus Program (closed)

FY25 Incentive Budget: \$180,000,000



## Program Highlights:

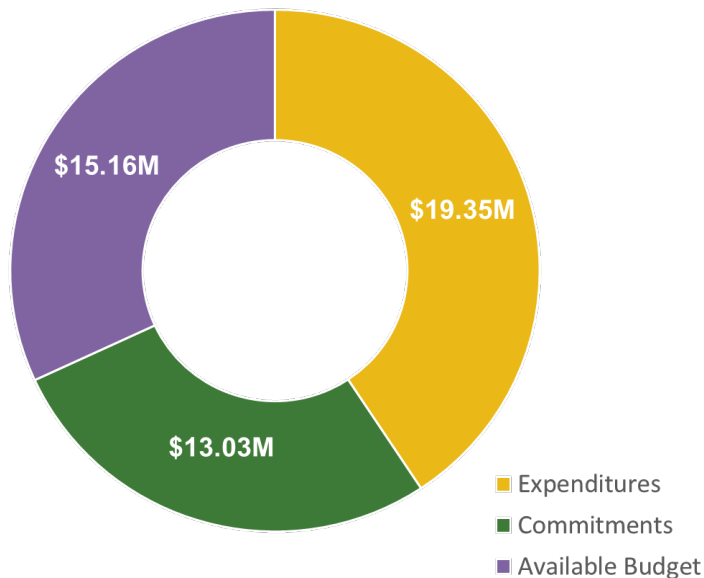
- Completed: 10 project completions this month

## Notes:

- This program is a multi-year continuing grant and not based on a fiscal year
- This program is closed to new applications as of March 27, 2023

# Comfort Partners (BPU / Utility Managed)

FY25 Incentive Budget: \$47,553,171



## Program Highlights:

- Completed: 2,308 projects this month 4,301 YTD

